

# B.Sc. (Information Technology)

## Syllabus

### AFFILIATED COLLEGES

Program Code: 26J

2025 – 2026 onwards



## BHARATHIAR UNIVERSITY

(A State University, Accredited with “A++” Grade by NAAC,  
Ranked 21<sup>st</sup> among Indian Universities by MHRD-NIRF)

Coimbatore - 641 046, Tamil Nadu, India

<b>Program Educational Objectives (PEOs)</b>	
The <b>B. Sc. Information Technology</b> program describe accomplishments that graduates are expected to attain within five to seven years after graduation	
PEO1	To obtain in-depth knowledge of software and hardware techniques, which provide a compact foundation to pursue continuing education and nurture the talent for innovation and research.
PEO2	To Engage in the Information Technology related Profession locally and globally by contributing ethically to the competent and professional practices.
PEO3	To enable Graduates will be skilled in the use of modern tools for critical problem solving and analyzing industrial and societal requirements
PEO4	To train the graduates in diversified and applied areas with analysis, design and synthesis of data to create novel products and solutions to meet current industrial and societal needs.
PEO5	To nurture talent in leadership qualities, at levels appropriate to their experience, which addresses issues in a responsive, ethical and innovative manner.

Program Specific Outcomes (PSOs)	
After the successful completion of <b><u>B.Sc. Information Technology</u></b> program, the students are expected to	
PSO1	Develop an ability to communicate effectively with a range of audiences. Develop written and oral presentations of information technology solutions appropriate for a wide range of audiences.
PSO2	Develop and analyze quality computer applications by applying knowledge of software engineering, algorithms, programming, databases and networking.
PSO3	The graduates of the Program will be prepared to achieve their career goals in the software industry or pursue higher studies and enhance their professional knowledge.
PSO4	To identify and utilize the state-of-the-art tools and techniques in the design and development of software products and solutions.
PSO5	Practical experience in shipping real world software, using recent industry standard tools and collaboration techniques will equip to secure and succeed in IT industry



<b>Program Outcomes (POs)</b>	
On successful completion of the B.Sc. <b>Information Technology</b> program	
PO1	<b>Disciplinary knowledge:</b> Capable to apply the knowledge of mathematics, algorithmic principles and computing fundamentals in the modeling and design of computer based systems of varying complexity.
PO2	<b>Scientific reasoning/ Problem analysis:</b> Ability to critically analyze, categorizes, formulate and solve the problems that emerges in the field of computer science.
PO3	<b>Problem solving:</b> Able to provide software solutions for complex scientific and business related problems or processes that meet the specified needs with appropriate consideration for the public health and safety and the cultural, societal and environmental considerations.
PO4	<b>Environment and sustainability:</b> Understand the impact of software solutions in environmental and societal context and strive for sustainable development.
PO5	<b>Modern tool usage:</b> Use contemporary techniques, skills and tools necessary for integrated solutions.
PO6	<b>Ethics:</b> Function effectively with social, cultural and ethical responsibility as an individual or as a team member with positive attitude.
PO7	<b>Cooperation / Team Work:</b> Function effectively as member or leader on multidisciplinary teams to accomplish a common objective.
PO8	<b>Communication Skills:</b> An ability to communicate effectively with diverse types of audience and also able to prepare and present technical documents to different groups.
PO9	<b>Self-directed and Life-long Learning:</b> Graduates will recognize the need for self-motivation to engage in lifelong learning to be in par with changing technology.
PO10	Enhance the research culture and uphold the scientific integrity and objectivity

**BHARATHIAR UNIVERSITY: COIMBATORE 641 046****B.Sc. Information Technology (CBCS PATTERN)***(For the students admitted from the academic year 2025-2026 and onwards)***Scheme of Examination**

Part	Title of the Course	Hours/ Week	Examination				Credits
			Duration in Hours	Maximum Marks			
				CIA	CEE	Total	
	Semester I						
I	Language - I	6	3	25	75	100	4
II	English - I	4	3	25	75	100	4
III	Core Paper I : Programming Concepts in C	5	3	25	75	100	4
III	Core Lab - I : Programming Lab - C	4	3	20	30	50	2
III	Core Paper - II : Digital Fundamentals and Computer Architecture	5	3	25	75	100	4
III	Allied Paper – I : Mathematical Structures for Computer Science	4	3	25	75	100	4
IV	Environmental Studies*	2	3	-	50	50	2
	Total	30		145	455	600	24
	Semester II						
I	Language – II	6	3	25	75	100	4
II	English – II	4	3	25	25	50	2
III	Core Paper – III: OOPs with Java Programming	6	3	25	75	100	4
III	Core Lab – II : Programming Lab – Java	5	3	20	30	50	2
III	Core Lab – III : Office Automation and Internet	3	3	20	30	50	2
III	Allied Paper – II : Discrete Mathematics	4	3	25	75	100	4
IV	Value Education – Human Rights*	2	3	-	50	50	2
IV	Naan Mudhalvan Skill Course ***			25	25	50	2
	Total	30		165	385	550	22
	Semester III						
I	Language – III	6	3	25	75	100	4
II	English - III	4	3	25	75	100	4
III	Core Paper – IV: Data Structures	4	3	25	75	100	4
III	Core Paper – V: RDBMS Programming	5	3	25	75	100	4
III	Core Lab - IV: Programming Lab – RDBMS	3	3	20	30	50	2
III	Allied Paper – III: Microprocessor and its Applications	4	3	25	75	100	4
III	Skill Based Subject – I : Web Application Development	3	3	25	25	50	2
IV	Tamil** / Advanced Tamil* (OR) Non-major elective – I (Yoga for Human Excellence)* / Women’s Rights*	1	3	-	50	50	1
IV	Naan Mudhalvan Skill Course ***			25	25	50	2
IV	Health and Wellness****			100	-	100	1
	Total	30		295	505	800	28

	<b>Semester IV</b>						
I	Language – IV	6	3	25	75	100	4
II	English – IV	4	3	25	75	100	4
III	Core Paper – VI : Operating System	4	3	25	75	100	4
III	Core Paper – VII : Linux and Shell Programming	4	3	25	75	100	4
III	Core Lab –V: Programming Lab – Linux and Shell Programming	3	3	20	30	50	2
III	Allied – IV : Internet of Things (IoT)	4	3	25	75	100	4
III	Skill Based Subject Programming Lab – I : Web Application Development Lab	3	3	20	30	50	2
IV	Tamil**/Advanced Tamil* (OR) Non- major elective –II (General Awareness*)	2	3	-	50	50	2
IV	Naan Mudhalvan Skill Course ***		-	25	25	50	2
	<b>Total</b>	<b>30</b>		<b>190</b>	<b>510</b>	<b>700</b>	<b>28</b>
	<b>Semester V</b>						
III	Core - VIII : Python Programming	6	3	25	75	100	4
III	Core Lab – VI : Programming Lab – Python	6	3	20	30	50	2
III	Core – IX : Cyber Security	6	3	25	75	100	4
III	Elective – I: Software Engineering/ Client Server Computing/ Distributed Computing	6	3	25	75	100	3
III	Skill Based Subject – II : Data Analytics	3	3	25	25	50	2
III	Core Lab - VII : Capstone Project Work Lab *****	3	3	20	30	50	2
IV	Naan Mudhalvan Skill Course ***		-	25	25	50	2
	<b>Total</b>	<b>30</b>		<b>165</b>	<b>335</b>	<b>500</b>	<b>19</b>
	<b>Semester VI</b>						
III	Core – X : Multimedia and its Applications	5	3	25	75	100	4
III	Core Lab – VIII : Programming Lab - Multimedia	5	3	20	30	50	2
III	Core Lab – IX : Project Work Lab	5	3	25	75	100	4
III	Elective – II : Artificial Intelligence / Business Intelligence/ Computational Intelligence	6	3	25	75	100	3
III	Elective –III : Middleware Technologies/ Cloud Computing/ Ethical Hacking	6	3	25	75	100	3
III	Skill Based Subject Programming Lab – II : Data Analytics Lab	3	3	20	30	50	2
V	Extension Activities**	-	-	50	-	50	2
IV	Naan Mudhalvan Skill Course ***		-	25	25	50	2
	<b>Total</b>	<b>30</b>		<b>215</b>	<b>385</b>	<b>600</b>	<b>22</b>
	<b>Grand Total</b>	<b>180</b>		<b>1175</b>	<b>2575</b>	<b>3750</b>	<b>143</b>

## Guidelines for Evaluation : # Govt. - (Non-Autonomous Colleges), \$ Aided – (Non-Autonomous Colleges), @ Self-Financing (Non –Autonomous).

Evaluation of the candidates shall be made through internal and external marks.

Paper Type	Total Marks	Internal		External		Overall Passing Minimum for Total Marks (Internal+ External)
		Maximum Marks	Passing Minimum for Internal	Maximum Marks	Passing Minimum for External	
Core and Allied Theory Paper	100	25	10	75	30	40
Skilled Based Subject Theory Paper	50	25	10	25	10	20
Foundation Course Theory Paper	50	-	-	50	20	20
Health and Wellness	100	100	40	-	-	40
Core Practical Paper and Skill Based Subject Lab Paper	50	20	8	30	12	20
Capstone Project Work Lab	50	20	8	30	12	20
Project Work Lab	100	25	10	75	30	40

### INTERNAL MARKS BREAK UP

#### Core Paper, Allied Subject and Skilled Based Subject (Theory)

Components	CIA I	CIA II	Model	Attendance	Assignment & Seminar	Total
Marks	5	5	10	2	3	25

#### Practical Paper & Skill Based Subject Lab

Components	Observation	Record	Model Practical	Total
Program 1 and Program 2	5	5	10	20

#### Project

Components	Topic Selection	First and Second Review	Mock Viva Presentation	Report	Total
Capstone Project Work Lab	5	5	5	5	20
Project Work Lab	5	10	5	5	25

### Internal Examination Question Paper Pattern

#### Core Paper, Allied Subject and Skilled Based Subject (Theory)

Duration: 2 Hours

Blooms Classification	Knowledge Level	Section	Type	No. of Questions to be answered	Marks
Remember, Understand	K1,K2	A	Objective type, questions, fill in the blanks, true or false, expand the following	All questions	4 X 1 = 4
Understand, Apply	K2,K3	B	Paragraph about 3 pages	All question either or pattern unit wise	5 X 2 = 10
Apply, Analyze	K3,K4	C	Essay type about 5 pages	2 out of 5 questions	2 X 8 = 16
<b>Total</b>					<b>30</b>



**UNIVERSITY EXTERNAL MARKS BREAK UP****Practical Paper & Skill Based Subject Lab Paper**

Components	Max. Marks	Aim & Algorithm	Keying	Output	Record	Total	Passing Minimum External
Program 1	10	4	4	2	10	30	12
Program 2	10	4	4	2			

**Project**

Components	Report	Presentation	Viva-voce	Total	Passing Minimum External
Capstone Project Work Lab	15	10	5	30	12
Project Work Lab	40	20	15	75	40

**University Examination Question Paper Pattern****Core Paper & Allied Paper (Theory)****Duration: 3 Hours**

Blooms Classification	Knowledge Level	Section	Type	No. of Questions to be answered	Marks
Remember, Understand	K1,K2	A	Objective type questions, fill in the blanks, true or false, expand the following	All questions	10 X 1 = 10
Understand, Apply	K2,K3	B	Paragraph about 3 pages	Either or Pattern (Unit Wise)	5 X 5 = 25
Apply, Analyze	K3,K4	C	Essay type about 5 pages	Either or Pattern (Unit Wise)	5 X 8 = 40
<b>Total</b>					<b>75</b>

**Skill Based Subject Paper (Theory)****Duration: 3 Hours**

Blooms Classification	Knowledge Level	Section	Type	No. of Questions to be answered	Marks
Remember, Understand	K1,K2	A	Objective type questions	All questions	4 X 1 = 4
Understand, Apply	K2,K3	B	Paragraph about 2 pages	Either or Pattern (Unit Wise)	5 X 2 = 10
Apply, Analyze	K3,K4	C	Essay type about 4 pages	2 out of 5 questions (Unit Wise)	2 X 8 = 16
<b>Total</b>					<b>25</b>

**Foundation Course Paper (Theory)****Duration: 3 Hours**

Section	Type	No. of Questions to be answered	Marks
A	Essay type about 5 pages	5 out of 10 questions	5 X 10 = 50
<b>Total</b>			<b>50</b>

**Note**

*	No Continuous Internal Assessment (CIA), University Examinations Only.
**	No University Examinations, Continuous Internal Assessment (CIA) Only.
***	Naan Mudhalvan – Skill courses- external marks (CEE) will be assessed by industry and internal will be offered by respective course teacher.
****	No University Examinations, Continuous Internal Assessment (CIA) Only will be handled by Department of Physical Education (PD)
*****	Summer Internship / Industrial Training during the Summer Vacation in II Year, IV Semester for 30 hours. The capstone project report to be prepared and it should be submitted during viva-voce. (Refer Project Guidelines)





# **First Semester**

Course code		Programming Concepts in C	L	T	P	C
Core/Elective/Supportive		Core Paper: I	5	0	0	4
Pre-requisite		Students should have basic Computer Knowledge	Syllabus Version		2025-26	
Course Objectives:						
The main objectives of this course are to:						
1. To impart knowledge about Computer fundamentals						
2. To understand the concepts and techniques in C Programming						
3. To equip and indulge themselves in problem solving using C						
Expected Course Outcomes:						
On the successful completion of the course, student will be able to:						
1	Learn about the Computer fundamentals and the Problem solving					K2
2	Understand the basic concepts of C programming					K2
3	Describe the reason why different decision making and loop constructs are available for iteration in C					K3
4	Demonstrate the concept of User defined functions , Recursions , Scope and Lifetime of Variables, Structures and Unions					K4
5	Develop C programs using pointers Arrays and file management					K3
K1 - Remember; K2 - Understand; K3 - Apply; K4 - Analyze; K5 - Evaluate; K6 - Create						
Unit:1 Fundamentals of Computers & Problem Solving in C 13 hours						
Fundamentals of Computers : Introduction – History of Computers-Generations of Computers-Classification of Computers-Basic Anatomy of a Computer System-Input Devices-Processor-Output Devices-Memory Management – Types of Software- Overview of Operating System-Programming Languages-Translator Programs-Problem Solving Techniques - Overview of C.						
Unit:2 Overview of C 15 hours						
Overview of C - Introduction - Character set - C tokens - keyword & Identifiers - Constants - Variables - Data types - Declaration of variables - Assigning values to variables - Defining Symbolic Constants - Arithmetic, Relational, Logical, Assignment, Conditional, Bitwise, Special, Increment and Decrement operators - Arithmetic Expressions - Evaluation of expression - precedence of arithmetic operators - Type conversion in expression – operator precedence & associativity - Mathematical functions - Reading & Writing a character - Formatted input and output.						
Unit:3 Decision Making , Looping and Arrays 15 hours						
Decision Making and Branching: Introduction – if, if...else, nesting of if ...else statements- else if ladder – The switch statement, The ?: Operator – The goto Statement. Decision Making and Looping: Introduction- The while statement- the do statement – the for statement-jumps in loops. Arrays – Character Arrays and Strings						
Unit:4 User-Defined Functions, Structures and Unions 15 hours						
User-Defined Functions: Introduction – Need and Elements of User-Defined Functions-Definition-Return Values and their types - Function Calls – Declarations – Category of Functions- Nesting of Functions - Recursion – Passing Arrays and Strings to Functions - The Scope, Visibility and Lifetime of Variables- Multi file Programs. Structures and Unions						

<b>Unit:5</b>		<b>Pointers &amp; File Management</b>	<b>15 hours</b>
Pointers: Introduction-Understanding pointers -Accessing the address of a variable Declaration and Initialization of pointer Variable – Accessing a variable through its pointer Chain of pointers- Pointer Expressions – Pointer Increments and Scale factor- Pointers and Arrays- Pointers and Strings – Array of pointers – Pointers as Function Arguments Functions returning pointers – Pointers to Functions – Pointers and Structures. File Management in C.			
<b>Unit:6</b>		<b>Contemporary Issues</b>	<b>2 hours</b>
Problem Solving through C Programming - Edureka			
		<b>Total</b>	<b>75 hours</b>
<b>Text Book(s)</b>			
1	E Balagurusamy: Computing Fundamentals & C Programming – Tata McGraw-Hill, Second Reprint 2008		
<b>Reference Books</b>			
1	Ashok N Kamthane: Programming with ANSI and Turbo C, Pearson, 2002.		
2	Henry Mullish & Hubert L.Cooper: The Sprit of C, Jaico, 1996.		
<b>Related Online Contents [MOOC, SWAYAM, NPTEL, Websites etc.]</b>			
1	Introduction to Programming in C – NPTEL		
2	Problem solving through Programming in C – SWAYAM		
3	C for Everyone : Programming Fundamentals – Coursera		
Course Designed By:			

<b>Mapping with Programme Outcomes</b>										
COs	PO1	PO2	PO3	PO4	PO5	PO6	PO7	PO8	PO9	PO10
CO1	S	S	S	M	M	M	S	M	S	L
CO3	S	M	S	M	M	L	S	L	S	L
CO3	S	S	S	M	M	M	S	M	S	M
CO4	S	S	S	M	S	M	S	M	S	M
CO5	S	S	S	M	M	M	S	M	S	M

\*S-Strong; M-Medium; L-Low

Course code		Digital Fundamentals and Computer Architecture	L	T	P	C
Core/Elective/Supportive		Core Paper : II	5	0	-	4
Pre-requisite		Student should have basic computer knowledge	Syllabus Version		2025-26 Onwards	
Course Objectives:						
On successful completion of this subject the students should have Knowledge on						
1. To familiarize with different number systems and digital arithmetic & logic circuits						
2. To understand the concepts of Combinational Logic and Sequential Circuits						
3. To impart the knowledge of buses, I/O devices, flip flops, Memory and bus structure.						
4. To understand the concepts of memory hierarchy and memory organization						
5. To understand the various types of microprocessor architecture						
Expected Course Outcomes:						
On the successful completion of the course, student will be able to:						
1	Learn the basic structure of number system methods like binary, octal and hexadecimal and understand the arithmetic and logical operations are performed by computers.					K3
2	Define the functions to simplify the Boolean equations using logic gates.					K1
3	Understand various data transfer techniques in digital computer and control unit operations.					K2
4	Compare the functions of the memory organization					K4
5	Analyze architectures and computational designs concepts related to architecture organization and addressing modes					K4
K1 - Remember; K2 - Understand; K3 - Apply; K4 - Analyze; K5 - Evaluate; K6 - Create						
Unit:1	Number System and Gates				15 hours	
Number System and Gates Number System and Binary Codes: Decimal, Binary, Octal, Hexadecimal – Binary addition, Multiplication and Division – Floating point representation, Complements of a Binary Number, BCD, Excess3, Gray Code. Logic Gates : The Basic Gates – NOR, NAND, XOR Gates.						
Unit:2	Combinational and Logic Circuits				15 hours	
Combinational and Logic Circuits: Boolean algebra Demorgan's Theroms, Karnaugh map – Canonical form Construction and properties.–Implicants– Don't care combinations - Product of sum, Sum of products Simplifications.						
Unit:3	Arithmetic and Sequential Circuits				15 hours	
Arithmetic Circuits: Half adder, Full adder, Parallel binary adder, BCD adder, Half subtractor, Full subtractor, Parallel binary subtractor. Sequential Circuits: Flip-Flops: RS, D, JK and T – Shift Registers- Decoder- Encoder - Multiplexers – DE multiplexers — Counters – Asynchronous Counter - synchronous Counter.						

<b>Unit:4</b>	<b>Input – Output Organization</b>	<b>15 hours</b>
<b>Input – Output Organization:</b> Input – output interface – I/O Bus and Interface – I/O Bus Versus Memory Bus – Isolated Versus Memory – Mapped I/O – Example of I/O Interface. Asynchronous data transfer: Strobe Control and Handshaking – Priority Interrupt: Daisy- Chaining Priority, Parallel Priority Interrupt. Direct Memory Access: DMA Controller, DMA Transfer. Input – Output Processor: CPU-IOP Communication.		
<b>Unit:5</b>	<b>Memory Organization</b>	<b>13 hours</b>
<b>Memory Organization:</b> Memory Hierarchy – Main Memory- Associative memory: Hardware Organization, Match Logic, Read Operation, Write Operation. Cache Memory: Associative, Direct, Set-associative Mapping – Writing into Cache Initialization. Virtual Memory: Address Space and Memory Space, Address Mapping Using Pages, Associative Memory, Page Table, Page Replacement.		
<b>Unit:6</b>	<b>Contemporary Issues</b>	<b>2 hours</b>
Expert lectures, online seminars - webinars		
	<b>Total</b>	<b>75 hours</b>
<b>Text Book(s)</b>		
1	Digital Electronics Circuits and Systems, V.K. Puri, TMH	
2	Computer System Architecture -M. Morris Mano , PHI.	
3	Microprocessors and its Applications-Ramesh S. Goankar	
<b>Reference Books</b>		
1	Digital Principles and Applications, Albert Paul Malvino, Donald P Leach, TMH, 1996.	
2	Computer Architecture, M. Carter, Schaum’s outline series, TMH.	
<b>Related Online Contents [MOOC, SWAYAM, NPTEL, Websites etc.]</b>		
1	<a href="https://nptel.ac.in/courses/106/103/106103068/">https://nptel.ac.in/courses/106/103/106103068/</a>	
2	<a href="http://www.nptelvideos.in/2012/12/digital-computer-organization.html">http://www.nptelvideos.in/2012/12/digital-computer-organization.html</a>	
3	<a href="http://brittunculi.com/foca/materials/FOCA-Chapters-01-07-review-handout.pdf">http://brittunculi.com/foca/materials/FOCA-Chapters-01-07-review-handout.pdf</a>	
Course Designed By:		

<b>Mapping with Programme Outcomes</b>										
COs	PO1	PO2	PO3	PO4	PO5	PO6	PO7	PO8	PO9	PO10
CO1	S	S	S	M	S	M	S	M	M	L
CO3	S	M	S	M	M	S	M	M	M	L
CO3	S	S	S	M	S	S	S	M	M	M
CO4	S	S	S	S	S	S	S	M	S	S
CO5	S	S	S	S	S	S	S	M	S	S

\*S-Strong; M-Medium; L-Low

Course code		Programming Lab – C	L	T	P	C
Core/Elective/Supportive		Core Lab: I	0	0	4	2
Pre-requisite		Students should have basic knowledge in C programming and algorithms	Syllabus Version		2025-26 Onwards	
Course Objectives:						
The main objectives of this course are to:						
1. To practice the Basic concepts, Branching and Looping Statements and Strings in C programming						
2. To implement and gain knowledge in Arrays, functions, Structures, Pointers and File handling						
Expected Course Outcomes:						
On the successful completion of the course, student will be able to:						
1	Remember and Understand the logic for a given problem and to generate Prime numbers & Fibonacci Series (Program-1,2,3)					K1, K2
2	Apply the concepts to print the Magic square, Sorting the data , Strings, Recursive functions and Pointers (Program-4,5,6,8,10)					K2, K3
3	Remember the logic used in counting the vowels in a sentence (Program-7)					K1
4	Apply and Analyze the concepts of Structures and File management (Program-9,11,12)					K3&K4
K1 - Remember; K2 - Understand; K3 - Apply; K4 - Analyze; K5 - Evaluate; K6 - Create						
Programs						
1. Write a C program to find the sum, average, standard deviation for a given set of numbers.						
2. Write a C program to generate n prime numbers.						
3. Write a C program to generate Fibonacci series.						
4. Write a C program to print magic square of order n where $n > 3$ and n is odd.						
5. Write a C program to sort the given set of numbers in ascending order.						
6. Write a C program to check whether the given string is a palindrome or not using pointers.						
7. Write a C program to count the number of Vowels in the given sentence.						
8. Write a C program to find the factorial of a given number using recursive function.						
9. Write a C program to print the students Mark sheet assuming roll no, name, and marks in 5 subjects in a structure. Create an array of structures and print the mark sheet in the university pattern.						
10. Write a function using pointers to add two matrices and to return the resultant matrix to the calling function.						
11. Write a C program which receives two filenames as arguments and check whether the file contents are same or not. If same delete the second file						
12. Write a program which takes a file as command line argument and copy it to another file. At the end of the second file write the total i) no of chars ii) no. of words and iii) no. of lines.						
Text Book(s)						
1	E Balagurusamy: Computing Fundamentals & C Programming – Tata McGraw-Hill, Second Reprint 2008					



Reference Books	
1	Ashok N Kamthane: Programming with ANSI and Turbo C, Pearson, 2002.
2	Henry Mullish & Hubert L.Cooper: The Sprit of C, Jaico, 1996.
Related Online Contents [MOOC, SWAYAM, NPTEL, Websites etc.]	
1	Introduction to Programming in C - NPTEL
2	Problem solving through Programming in C - SWAYAM
3	C for Everyone : Programming Fundamentals – Course
Course Designed By:	

Mapping with Programme Outcomes										
COs	PO1	PO2	PO3	PO4	PO5	PO6	PO7	PO8	PO9	PO10
CO1	S	S	S	M	L	M	S	S	S	L
CO3	S	S	S	M	L	M	S	S	S	M
CO3	S	S	S	L	L	M	S	S	S	L
CO4	S	S	S	M	L	M	S	S	S	M

\*S-Strong; M-Medium; L-Low





# **Second Semester**

Course code		OOPs with Java Programming	L	T	P	C
Core/Elective/Supportive		Core Paper: III	6	0	0	4
Pre-requisite		The objective of the course is to train the students to acquire problem-solving skills through object oriented programming	Syllabus Version		2025-26 Onwards	
Course Objectives:						
The main objectives of this course are to:						
1. To expose the students with the introduction to OOPs and advantages of object oriented programming.						
2. The concepts of OOPs make it easy to represent real world entities.						
3. The course introduces the concepts of converting the real time problems into objects and methods and their interaction with one another to attain a solution.						
4. Simultaneously it provides the syntax of programming language Java for solving the real world problems.						
Expected Course Outcomes:						
On the successful completion of the course, student will be able to:						
1	The competence and the development of small to medium sized application programs that demonstrate professionally acceptable coding					K1-K2
2	Demonstrate the concept of object oriented programming through Java					K2-K4
3	Apply the concept of Inheritance, Modularity, Concurrency, Exceptions handling and data persistence to develop java program					K3
4	Develop java programs for applets and graphics programming					K3
5	Understand the fundamental concepts of AWT controls, layouts and events					K1-K2
K1 - Remember; K2 - Understand; K3 - Apply; K4 - Analyze; K5 - Evaluate; K6 - Create						
Unit:1		FUNDAMENTALS OF OBJECT-ORIENTED PROGRAMMING	18 hours			
Object-Oriented Paradigm – Basic Concepts of Object-Oriented Programming – Benefits of Object-Oriented Programming –Application of Object-Oriented Programming. Java Evolution: History – Features – How Java differs from C and C++ – Java and Internet – Java and www –Web Browsers. Overview of Java: simple Java program – Structure – Java Tokens – Statements – Java Virtual Machine.						
Unit:2		BRANCHING AND LOOPING	18 hours			
Constants, Variables, Data Types - Operators and Expressions – Decision Making and Branching: if, if...else, nested if, switch, ? : Operator - Decision Making and Looping: while, do, for – Jumps in Loops - Labeled Loops – Classes, Objects and Methods.						
Unit:3		ARRAYS AND INTERFACES	18 hours			
Arrays, Strings and Vectors – Interfaces: Multiple Inheritance – Packages: Putting Classes together – Multithreaded Programming.						
Unit:4		ERROR HANDLING	18 hours			
Managing Errors and Exceptions – Applet Programming – Graphics Programming.						

<b>Unit:5</b>	<b>MANAGING INPUT / OUTPUT FILES IN JAVA</b>	<b>16 hours</b>
Concepts of Streams- Stream Classes – Byte Stream classes – Character stream classes – Using streams – I/O Classes – File Class – I/O exceptions – Creation of files – Reading / Writing characters, Byte-Handling Primitive data Types – Random Access Files.		
<b>Unit:6</b>	<b>Contemporary Issues</b>	<b>2 hours</b>
Expert lectures, online seminars - webinars		
	<b>Total Lecture hours</b>	<b>90 hours</b>
<b>Text Book(s)</b>		
1	Programming with Java – A Primer - E. Balagurusamy, 5 <sup>th</sup> Edition, TMH.	
2	Herbert Schildt , Java: The Complete Reference, McGraw Hill Education, Oracle Press 10 <sup>th</sup> Edition, 2018	
3	Programming with Java – A Primer - E. Balagurusamy, 3rd Edition, TMH.	
<b>Reference Books</b>		
1	The Complete Reference Java 2 - Patrick Naughton & Hebert Schildt, 3rd Edition, TMH	
2	Programming with Java – John R. Hubbard, 2nd Edition, TMH.	
<b>Related Online Contents [MOOC, SWAYAM, NPTEL, Websites etc.]</b>		
1	<a href="http://www.spoken-tutorial.org">www.spoken-tutorial.org</a>	
2	<a href="http://www.nptel.ac.in">www.nptel.ac.in</a>	
3	<a href="https://www.w3schools.in/java-tutorial/">https://www.w3schools.in/java-tutorial/</a>	
Course Designed By:		

<b>Mapping with Programme Outcomes</b>										
COs	PO1	PO2	PO3	PO4	PO5	PO6	PO7	PO8	PO9	PO10
CO1	S	S	S	M	S	L	S	M	M	M
CO2	S	S	S	M	S	L	S	M	M	M
CO3	S	S	S	M	S	M	S	S	M	M
CO4	S	S	S	M	S	M	M	S	M	M
CO5	S	S	S	M	S	M	S	S	M	M

\*S-Strong; M-Medium; L-Low

Course code		Programming Lab – JAVA	L	T	P	C
Core/Elective/Supportive		Core Lab: II	0	0	5	2
Pre-requisite	Students should know about the OOPs concept and basic knowledge in java theory.		Syllabus Version		2025-26 Onwards	
Course Objectives:						
The main objectives of this course are to:						
1. The main objective of JAVA Programming Lab is to provide the students a strong foundation on programming concepts and its applications through hands-on training.						
2. To practice the Basic concepts, Branching and Looping Statements and Strings in C programming						
3. To implement and gain knowledge in Arrays, functions, Structures, Pointers and File handling						
Expected Course Outcomes:						
On the successful completion of the course, student will be able to:						
1	Understand the basic concepts of Java Programming with emphasis on ethics and principles of professional coding				K1, K2	
2	Demonstrate the creation of objects, classes and methods and the concepts of constructor, methods overloading, Arrays, branching and looping				K2	
3	Create data files and Design a page using AWT controls and Mouse Events in Java programming Implement the concepts of code reusability and debugging.				K2, K3	
4	Develop applications using Strings, Interfaces and Packages and applets				K3	
5	Construct Java programs using Multithreaded Programming and Exception Handling				K3	
K1 - Remember; K2 - Understand; K3 - Apply; K4 - Analyze; K5 - Evaluate; K6 - Create						
Programs						
36 hours						
1. Write a Java Program for Factorial of a number using command-line arguments.						
2. Write a Java Program to create a switch statement to print the day according to their equivalent number.						
3. Write a java program to sort the array integer elements in descending order.						
4. Write a Java program to implement method overloading.						
5. Write a Java program to implement method overriding.						
6. Write a Java program to implement Abstract class with an abstract method.						
7. Write a program to count the Characters, Digits and Special Characters from the given String.						
8. Write a Java program to implement Vector Operations.						
9. Write a Java Program to implement the concept of Multiple Inheritance using Interfaces.						
10. Write a Java program to implement a Arithmetic and Array Index Out of Bound Exception.						
11. Write a Java Program to create a user define Exception called Pay Out of Bound and throw the Exception.						
12. Write a Java Program to implement the concept of Multithreading with the use of any three multiplication tables and assign three different priorities to them.						
13. Write a Java Applet Program to draw several shapes using Paint method..						
14. Write a Java Program to draw circle, square, ellipse and rectangle at the mouse click positions.						
15. Write a Java Program which open an existing file and append text to that file.						

Text Book(s)	
1	Programming with Java – A Primer – E. Balagurusamy, 5 <sup>th</sup> Edition, TMH.
2	Herbert Schildt , Java: The Complete Reference, McGraw Hill Education, Oracle Press 10 <sup>th</sup> Edition, 2018
3	Programming with Java – A Primer – E. Balagurusamy, 3 <sup>rd</sup> Edition, TMH.
Reference Books	
1	The Complete Reference Java 2 – Patrick Naughton & Hebert Schildt, 3 <sup>rd</sup> Edition, TMH
2	Programming with Java – John R. Hubbard, 2 <sup>nd</sup> Edition, TMH.
Related Online Contents [MOOC, SWAYAM, NPTEL, Websites etc.]	
1	<a href="https://www.w3resource.com/java-exercises/">https://www.w3resource.com/java-exercises/</a>
2	<a href="https://www.udemy.com/introduction-to-java-programming/">https://www.udemy.com/introduction-to-java-programming/</a>
3	
Course Designed By:	

Mapping with Programme Outcomes										
COs	PO1	PO2	PO3	PO4	PO5	PO6	PO7	PO8	PO9	PO10
CO1	S	S	S	L	S	S	S	M	M	L
CO3	S	S	S	L	S	M	S	M	M	L
CO3	S	S	S	M	S	M	S	M	M	L
CO4	S	S	S	M	S	M	S	S	M	S
CO5	S	S	S	M	S	S	S	S	M	S

\*S-Strong; M-Medium;



Course code		Office Automation and Internet	L	T	P	C
Core/Elective/Supportive		Core Lab : III	0	0	3	2
Pre-requisite		Basic Knowledge of Office Automation Tools	Syllabus Version		2025-26 Onwards	
Course Objectives:						
The main objectives of this course are to:						
1. Acquire and apply the computer applications in different aspects.						
2. Get an insight knowledge on office automation.						
3. Know the database maintenance in every type of applications.						
4. Get the knowledge in effective power point presentation.						
5. Impart knowledge and essential skills necessary to use the internet.						
Expected Course Outcomes:						
On the successful completion of the course, student will be able to:						
1	Understand the fundamentals of Internet and the Web concepts					K2
2	Create and apply various statistical tools available in excel.					K3,K6
3	To gain knowledge making effective presentation using power point presentation					K4
4	Understand the basic concepts and evaluate the database using excel.					K5
K1 - Remember; K2 - Understand; K3 - Apply; K4 - Analyze; K5 - Evaluate; K6 - Create						
Programs				36 hours		
1. Prepare your resume in word and assume that you are studying in final year of your graduation and are eagerly looking for a job. Visit any job portal and upload your resume.						
2. Create a flowchart for any program use proper shapes like ellipse, arrows, rectangle, parallelogram and grouping to group all the parts of the flowchart into one single object.						
3. Create a simple mathematical calculations using formulas in excel sheet.						
4. Prepare students mark list for your class and calculate Total, Average, Result and Ranking by using arithmetic, logical functions and sorting using excel sheet.						
5. Create different types of charts for a range in students mark list using excel sheet.						
6. Create a power-point presentation with minimum 10 slides The first slide must contain the topic of the presentation and name of the presentation. a. At least one table,5 bullets,5 numbers, font size, font face, font color. b. Use word art to write the heading for each slides. Insert at least one clip-art, one picture, one audio and one video. c. Use custom animation option to animate the text, move left to right one line at a time and Use proper transition for the slides. d. Last slide must contain thank you.						
7. Open your inbox in the Gmail account created, check the mail received from your peer from other college inviting you for his college fest, and download the invitation. Reply to the mail with a thank you note for the invite and forward the mail to other friends.						
8. Create your own Google classroom and invite all your friends through email id. Post study material in Google classroom using Google drive. Create a separate folder for every subject and upload all unit wise E-Content Materials.						
9. Create and share a folder in Google Drive using ‘share a link’ option and set the permission to access that folder by your friends only.						
10. Create poster for Department Seminar or Conference using any open source tools.						

<b>Text Book(s)</b>	
1	Ian Lamont, Google Drive & Docs in 30 Minutes, 2 <sup>nd</sup> Edition.
2	
<b>Reference Books</b>	
1	Sherry Kinkoph Gunter, My Google Apps, 2014.
2	
3	
<b>Related Online Contents [MOOC, SWAYAM, NPTEL, Websites etc.]</b>	
1	<a href="https://www.youtube.com/watch?v=NzPNk44tdlQ">https://www.youtube.com/watch?v=NzPNk44tdlQ</a>
2	<a href="https://www.youtube.com/watch?v=PKuBtQuFa-8">https://www.youtube.com/watch?v=PKuBtQuFa-8</a>
4	<a href="https://www.youtube.com/watch?v=hGER1hP58ZE">https://www.youtube.com/watch?v=hGER1hP58ZE</a>
Course Designed By:	

<b>Mapping with Programme Outcomes</b>										
<b>COs</b>	<b>PO1</b>	<b>PO2</b>	<b>PO3</b>	<b>PO4</b>	<b>PO5</b>	<b>PO6</b>	<b>PO7</b>	<b>PO8</b>	<b>PO9</b>	<b>PO10</b>
<b>CO1</b>	S	M	S	S	S	S	M	M	S	L
<b>CO2</b>	S	M	S	S	S	S	S	S	S	M
<b>CO3</b>	S	S	S	S	S	S	S	S	S	S
<b>CO4</b>	S	S	S	S	S	S	S	S	S	S

\*S-Strong; M-Medium; L-Low

Course code		Effective English	L	T	P	C
Core/Elective/ Supportive		Naan Mudhalvan Skill based Course	0	0	0	2
<a href="http://kb.naanmudhalvan.in/images/c/c7/Cambridge_Course_Details.pdf">http://kb.naanmudhalvan.in/images/c/c7/Cambridge_Course_Details.pdf</a> Refer the Content of the Serial. No. 6						





# **Third Semester**

Course code		Data Structures	L	T	P	C
Core/Elective/Supportive		Core Paper: IV	4	0	0	4
Pre-requisite	Basic understanding of Data storage, retrieval and algorithms.		Syllabus Version		2025-26 onwards	
Course Objectives:						
The main objectives of this course are to:						
1. To introduce the fundamental concept of data structures						
2. To emphasize the importance of data structures in developing and implementing efficient algorithms.						
3. Understand the need for Data Structures when building application						
4. Ability to calculate and measure efficiency of code						
5. Improve programming logic skills.						
Expected Course Outcomes:						
On the successful completion of the course, student will be able to:						
1	Understand the basic concepts of data structures and algorithms					K1-K2
2	Construct and analyze of stack and queue operations with illustrations					K2-K4
3	Enhance the knowledge of Linked List and dynamic storage management.					K2-K3
4	Demonstrate the concept of trees and its applications					K2-K3
5	Design and implement various sorting and searching algorithms for applications and understand the concept of file organizations					K1-K4
K1 - Remember; K2 - Understand; K3 - Apply; K4 - Analyze; K5 - Evaluate; K6 - Create						
Unit:1						
INTRODUCTION			12 hours			
Introduction of Algorithms, Analysing Algorithms. Arrays: Sparse Matrices - Representation of Arrays. Stacks and Queues. Fundamentals - Evaluation of Expression Infix to Postfix Conversion - Multiple Stacks and Queues						
Unit:2						
LINKED LIST			12 hours			
Linked List: Singly Linked List - Linked Stacks and Queues - Polynomial Addition- More on Linked Lists - Sparse Matrices - Doubly Linked List and Dynamic – Storage Management - Garbage Collection and Compaction.						
Unit:3						
TREES			12 hours			
Basic Terminology - Binary Trees - Binary Tree Representations – Binary Trees-Traversal-More On Binary Trees – Threaded Binary Trees - Binary Tree. Representation of Trees - Counting Binary Trees. Graphs: Terminology and Representations-Traversals, Connected Components and Spanning Trees, Shortest Paths and Transitive Closure						
Unit:4						
EXTERNAL SORTING			12 hours			
Storage Devices -Sorting with Disks: K-Way Merging – Sorting with Tapes Symbol Tables: Static Tree Tables - Dynamic Tree Tables - Hash Tables: Hashing Functions - Overflow Handling.						

<b>Unit:5</b>	<b>INTERNAL SORTING</b>	<b>10 hours</b>
Insertion Sort - Quick Sort - 2 Way Merge Sort - Heap Sort – Shell Sort - Sorting on Several Keys. Files: Files, Queries and Sequential organizations – Index Techniques -File Organizations.		
<b>Unit:6</b>	<b>Contemporary Issues</b>	<b>2 hours</b>
Expert lectures, online seminars - webinars		
	<b>Total Lecture hours</b>	<b>60 hours</b>
<b>Text Book(s)</b>		
1	Ellis Horowitz, Sartaj Shani, Data Structures, Galgotia Publication.	
2	Ellis Horowitz, Sartaj Shani, Sanguthevar Rajasekaran, Computer Algorithms, Galgotia Publication.	
3	S.Lovelyn Rose, R.Venkatesan, Data Structures, Wiley India Private Limited,2015, 1 <sup>st</sup> Edition	
<b>Reference Books</b>		
1	Jean-Paul,Tremblay & Paul G.Sorenson , An Introduction to Data structures with Applications Tata McGraw Hill Company 2008, 2ndEdition.	
2	Samanta.D , Classic Data Structure Prentice Hall of India Pvt Ltd 2007, 9 <sup>th</sup> Edition	
3	Seymour Lipschutz, Data Structures McGraw Hill Publications, 2014, 1st Edition	
<b>Related Online Contents [MOOC, SWAYAM, NPTEL, Websites etc.]</b>		
1		
2		
3		
Course Designed By:		

Mapping with Programme Outcomes										
COs	PO1	PO2	PO3	PO4	PO5	PO6	PO7	PO8	PO9	PO10
CO1	S	S	S	M	M	M	S	M	M	M
CO2	S	S	S	M	M	M	M	M	M	M
CO3	S	S	S	M	S	M	M	M	S	S
CO4	S	S	S	M	S	S	S	S	M	M
CO5	S	S	S	M	M	S	S	M	M	S

\*S-Strong; M-Medium; L-Low



Course code		RDBMS Programming	L	T	P	C
Core/Elective/Supportive	Core Paper: V		5	0	0	4
Pre-requisite	Basic knowledge about the data, table and database in computers		Syllabus Version		2025-26 Onwards	
Course Objectives:						
The main objectives of this course are to: 1. The course describes the data, organizing the data in database, database administration. 2. To grasp the different issues involved in the design of a database system. 3. To study the physical and logical database designs and database modeling like relational, Hierarchical, network models, database security, integrity and normalization. 4. It also gives introduction to SQL language to retrieve the data from the database with suitable application development. 5. Provide strong foundation of database concepts and to introduce students to application development in DBMS.						
Expected Course Outcomes:						
On the successful completion of the course, student will be able to:						
1	Understand the basic concepts of Relational Data Model, Entity-Relationship Model and process of Normalization					K1-K2
2	Understand and construct database using Structured Query Language (SQL) in Oracle9i environment.					K1-K3
3	Learn basics of PL/SQL and develop programs using Cursors, Exceptions, Procedures and Functions.					K1-K4
4	Understand and use built-in functions and enhance the knowledge of handling multiple tables					K1-K3
5	Attain a good practical skill of managing and retrieving of data using Data Manipulation Language (DML)					K2-K4
K1 - Remember; K2 - Understand; K3 - Apply; K4 - Analyze; K5 - Evaluate; K6 - Create						
Unit:1	DATABASE CONCEPTS				15 hours	
Database Concepts: A Relational approach: Database – Relationships – DBMS – Relational Data Model – Integrity Rules – Theoretical Relational Languages. Database Design: Data Modeling and Normalization: Data Modeling – Dependency – Database Design – Normal forms – Dependency Diagrams – De-normalization – Another Example of Normalization.						
Unit:2	ORACLE9i				15 hours	
Oracle9i: Overview: Personal Databases – Client/Server Databases – Oracle9i an introduction – SQL *Plus Environment – SQL – Logging into SQL *Plus - SQL *Plus Commands – Errors & Help – Alternate Text Editors - SQL *Plus Worksheet - iSQL *Plus. Oracle Tables: DDL: Naming Rules and conventions – Data Types – Constraints – Creating Oracle Table – Displaying Table Information – Altering an Existing Table – Dropping, Renaming, Truncating Table – Table Types – Spooling – Error codes.						
Unit:3	WORKING WITH TABLE				15 hours	
Working with Table: Data Management and Retrieval: DML – adding a new Row/Record – Customized Prompts – Updating and Deleting an Existing Rows/Records – retrieving Data from Table – Arithmetic Operations – restricting Data with WHERE clause – Sorting – Revisiting						

Substitution Variables – DEFINE command – CASE structure. Functions and Grouping: Built-in functions –Grouping Data. Multiple Tables: Joins and Set operations: Join – Set operations.		
<b>Unit:4</b>	<b>PL/SQL</b>	<b>15 hours</b>
PL/SQL: A Programming Language: History – Fundamentals – Block Structure – Comments – Data Types – Other Data Types – Declaration – Assignment operation – Bind variables – Substitution Variables – Printing – Arithmetic Operators. Control Structures and Embedded SQL: Control Structures – Nested Blocks – SQ L in PL/SQL – Data Manipulation – Transaction Control statements. PL/SQL Cursors and Exceptions: Cursors – Implicit & Explicit Cursors and Attributes – Cursor FOR loops – SELECT...FOR UPDATE – WHERE CURRENT OF clause – Cursor with Parameters – Cursor Variables – Exceptions – Types of Exceptions.		
<b>Unit:5</b>	<b>PL/SQL COMPOSITE DATA TYPES</b>	<b>13 hours</b>
PL/SQL Composite Data Types: Records – Tables – arrays. Named Blocks: Procedures – Functions – Packages –Triggers –Data Dictionary Views.		
<b>Unit:6</b>	<b>Contemporary Issues</b>	<b>2 hours</b>
Expert lectures, online seminars - webinars		
	<b>Total Lecture hours</b>	<b>75 hours</b>
<b>Text Book(s)</b>		
1	Database Systems using Oracle, Nilesh Shah, 2nd edition, PHI.	
2	E-Book : Diana Lorentz, “Oracle® Database SQL Reference”, ORACLE, Dec, 2005.	
3	E-Book : Bill Pribyl, Steven Feuerstein, “Oracle PL/SQL Programming”, O'Reilly Media, Inc., 6 <sup>th</sup> Edition, February 2014.	
<b>Reference Books</b>		
1	Database Management Systems, Majumdar & Bhattacharya, 2007, TMH.	
2	Database Management Systems, Gerald V. Post, 3rd edition, TMH.	
<b>Related Online Contents [MOOC, SWAYAM, NPTEL, Websites etc.]</b>		
1	<a href="http://www.digimat.in/nptel/courses/video/106105175/L01.html">http://www.digimat.in/nptel/courses/video/106105175/L01.html</a>	
2	<a href="https://www.tutorialspoint.com/oracle_sql/index.htm">https://www.tutorialspoint.com/oracle_sql/index.htm</a>	
3		
Course Designed By:		

Mapping with Programme Outcomes										
COs	PO1	PO2	PO3	PO4	PO5	PO6	PO7	PO8	PO9	PO10
CO1	S	S	S	M	S	M	M	M	M	L
CO2	S	S	S	M	S	M	M	M	M	L
CO3	S	S	S	S	S	S	S	S	M	M
CO4	S	S	S	S	S	M	S	S	M	L
CO5	S	S	S	S	S	M	S	S	M	L

\*S-Strong; M-Medium; L-Low

Course code		Programming Lab – RDBMS	L	T	P	C
Core/Elective/Supportive		Core Lab : IV	0	0	3	2
Pre-requisite		Students should have the theoretical knowledge in visual basic and oops concept.	Syllabus Version		2025-26 Onwards	
Course Objectives:						
The main objectives of this course are to: 1. To introduce database system concepts 2. To learn SQL for data definition, manipulation and querying a database 3. To learn relational database design 4. To learn transaction concepts and serializability of schedules						
Expected Course Outcomes:						
On the successful completion of the course, student will be able to:						
1	Understand the concepts of database.					K2
2	Learn and apply the knowledge of database methods.					K3
3	Analyze queries in SQL to create, manipulate and query the database					K4
4	Evaluate the conceptual and normalization to design relational database.					K5
5	Create PL/SQL and develop programs using Cursors, Exceptions, Procedures and Functions					K6
K1 – Remember; K2 – Understand; K3 – Apply; K4 – Analyze; K5 – Evaluate; K6 – Create						
Programs						
1. Implementation of DDL commands of SQL with suitable examples Create table, Alter table, Drop Table						
2. Implementation of DML commands of SQL with suitable examples Insert, Update, Delete						
3. Implementation of different types of function with suitable examples Number function, Aggregate Function, Character Function, Conversion Function, Date Function						
4. Implementation of different types of operators in SQL Arithmetic Operators, Logical Operators, Comparison Operator, Special Operator, Set Operation						
5. Implementation of different types of Joins Inner Join, Outer Join, Natural Join etc..						
6. Creating Database /Table Space Managing Users: Create User, Delete User Managing roles:-Grant, Revoke						
7. Create a table for Employee details with Employee Number as primary key and following fields: Name, Designation, Gender, Age, Date of Joining and Salary. Insert at least ten rows and perform various queries using any one Comparison, Logical, Set, Sorting and Grouping operators.						
8. Write a PL/SQL to update the rate field by 20% more than the current rate in inventory table which has the following fields: Prono, ProName and Rate. After updating the table a new field (Alter) called for Number of item and place for values for the new field without using PL/SQL block.						
9. Write a PL/SQL program to implement the concept of Triggers						
10. Write a PL/SQL program to implement the concept Procedures.						

<b>Text Book(s)</b>					
1	E-Book : Bill Pribyl, Steven Feuerstein, “Oracle PL/SQL Programming”, O’Reilly Media, Inc., 6 <sup>th</sup> Edition, February 2014.				
<b>Reference Books</b>					
1					
2					
<b>Related Online Contents [MOOC, SWAYAM, NPTEL, Websites etc.]</b>					
1					
2					
3					
Course Designed By:					

Mapping with Programme Outcomes										
Cos	PO1	PO2	PO3	PO4	PO5	PO6	PO7	PO8	PO9	PO10
CO1	S	S	S	L	M	L	S	M	M	L
CO3	S	S	S	L	M	M	S	M	S	L
CO3	S	S	S	M	S	M	S	S	S	M
CO4	S	S	S	M	S	M	S	S	M	M
CO5	S	S	S	S	S	S	S	S	S	M


\*S-Strong; M-Medium; L-Low

Course Code		Web Application Development	L	T	P	C
Core/Elective/Supportive		Skill Based Subject : I	3	0	0	2
Pre - requisite		Basics of web pages, server and browser	Syllabus version		2025-26 Onwards	
Course Objectives						
1. To understand the graphic design principles that relate to web design and learn how to implement theories into practice. 2. To develop skills in analyzing the usability of a web site. 3. To develop how to plan and conduct user research related to web usability. 4. To learn the language of the web: HTML and CSS. 5. To develop skills in DHTML						
Expected Course Outcomes On the successful completion of the course, student will be able to:						
1	Develop a web page using HTML simple tags.					K2
2	Implement the various use of cascading style sheet					K4
3	Analyze and write the functions using scripting language					K4
4	Evaluate the website using event handling mechanism					K5
5	Analyze the use of DHTML					K4
K1 – Remember K2 – Understand K3 – Apply K4- Analyze K5 – Evaluate K6- Create						
UNIT I	INTERNET BASICS					9
Internet basics, introduction to HTML, list, creating tables, linking documents, frames, graphics to HTML documents, style sheet basics, adding styles to documents						
UNIT II	CASECADING STYLE SHEET.					9
. Creating style sheet tools, style sheet properties, font, text, list, color and background color, box, display properties. Suggested Readings: CSS Tools						
UNIT III	SCRIPTING LANGUAGES					9
Introduction to JavaScript, Advantages of JavaScript, JavaScript Syntax, data types, variables, arrays.						
UNIT IV	OPERATORS AND EXPRESSIONS					9
Operators and Expressions, Looping constructors, functions, dialog box, JavaScript, document object model. Suggested Readings: Introduction to JavaScript						
UNIT V	DHTML					9
DHTML, cascading style sheets, class, external style sheets, working with JavaScript style sheet. Suggested Readings: DHTML						
Total Lecture Hours					45 Hours	

<b>Text Book(s)</b>		
1. Thomas Powell(2017), HTML & CSS: The complete Reference, Fifth Edition McGraw Hill Education 2. Laura Lemay, Jennifer Kymin(2016) Mastering HTML,CSS & JavaScript, Web		
<b>Reference Book(s)</b>		
Joshua Johaman, Richard Zea, Talha Khan(2016), Web Developers Reference Guide, Packet Publishing.		
	<b>Related Online Contents (MOOC, SWAYAM,NPTEL, Websites etc)</b>	
1	<a href="https://www.creativebloq.com/web-design/free-ebooks-web-designers-5132836">https://www.creativebloq.com/web-design/free-ebooks-web-designers-5132836</a>	
2	<a href="https://www.coursera.org/specializations/web-design">https://www.coursera.org/specializations/web-design</a>	
<b>Course Designed by :</b>		

	<b>PO1</b>	<b>PO2</b>	<b>PO3</b>	<b>PO4</b>	<b>PO5</b>	<b>PO6</b>	<b>PO7</b>	<b>PO8</b>	<b>PO9</b>	<b>PO10</b>
<b>CO1</b>	S	S	M	M	M	M	L	M	M	M
<b>CO2</b>	S	S	M	M	M	M	M	M	M	M
<b>CO3</b>	S	S	M	M	L	M	M	M	M	M
<b>CO4</b>	S	S	M	M	M	M	M	L	M	M
<b>CO5</b>	S	S	M	M	M	M	M	M	M	M

\*S-Strong; M-Medium; L-Low





Course Code		Microprocessor and its Applications	L	T	P	C
Core/elective/Supportive		Allied : III	4	0	0	4
Pre - requisite		The objective of the course is to train the students to basic structure of a processor - arithmetic registers, address registers, basic addressing modes	Syllabus Version		2025-26 onwards	
Course Objectives						
The main objectives of this course are to:						
1. To expose the students with the basic structure of a processor						
2. The concepts of addressing modes						
Expected Course Outcomes						
1	The competence and the development of small to medium sized application programs that demonstrate professionally acceptable coding					K1-K2
2	Demonstrate the concept of microprocessor					K2-K4
3	Apply the concept of data transfer					K3
4	Develop CPU I/O Communication					K3
5	Understand the fundamental concepts of RISC and CISC					K1-K2
K1 – Remember K2 – Understand K3 – apply K4- Analyze K5 – evaluate K6- Create						
UNIT I						
		Evolution of Microprocessors	12			
Origin of microprocessors - Classification of microprocessors. Intel 8085 microprocessors architecture: Introduction- Architecture of 8085-Pin layout and description of signals-Microcomputer system based on 8085- Microprocessors instructions- Classification of instructions.						
		UNIT II	Instruction Set and Execution in 8085			12
Instruction set of 8085- Instruction execution and timings diagrams - De-multiplexing AD0-AD7. Assembly language programming of 8085: Assembler-Simple assembly language programs using 8085 Instructions.						
		UNIT III	Hardware Interfacing with Intel 8085			12
Methods of data transfer and interrupt structure in 8085: Data transfer mechanisms-Memory Mapped and I/O Mapped data transfer- Programmed data transfer- Direct memory access- Parallel data transfer- Interrupt structure- Types of interrupts- Interrupt handling procedure- Masking of interrupts- Timings of interrupts- Interfacing of INTR interrupt with 8085.						
		UNIT IV	Interfacing of Programming Devices For 8085			12
Intel 8255 programmable peripheral interface- Interfacing seven-segment displays-Intel timer IC 8253- Introduction to serial communication- 8259 Programmable interrupt controller-8237 DMA controller.						
		UNIT V	Advanced Microprocessors			12
Intel 8086 microprocessor- Architecture features and signals: Introduction-architecture of 8086- Accessing memory locations- Pin details of 8086. Addressing modes- 80386 Microprocessor- 80486 Microprocessor- Pentium Microprocessor.						
Text Book(s)						
1	Dr S Prasath, Dr K Muthukumar, Basics of Microprocessors and Assembly Language, Immortal Publication, First Edition, 2025.					
2	N. Senthil Kumar, M. Saravanan, S. Jeevananthan, Microprocessors and Microcontrollers, Oxford University Press, Second Edition, 2010					

Reference Book(s)										
1	Barry B. Brey and C.R Sarma, The Intel Microprocessors-Architecture, Programming and Interfacing, Pearson Education,2005									
Mapping with Programme Outcomes										
COs	PO1	PO2	PO3	PO4	PO5	PO6	PO7	PO8	PO9	PO10
CO1	S	S	S	M	S	L	S	M	M	M
CO2	S	S	S	M	S	L	S	M	M	M
CO3	S	S	S	M	S	M	S	S	M	M
CO4	S	S	S	M	S	M	M	S	M	M
CO5	S	S	S	M	S	M	S	S	M	M

\*S-Strong; M-Medium; L-Low





# **Fourth Semester**

Course code		Operating Systems	L	T	P	C
Core/Elective/Supportive		Core Paper: VI	4	0	0	4
Pre-requisite		Students Should have the basic knowledge in computer.	Syllabus Version		2025-26 Onwards	
Course Objectives:						
The main objectives of this course are to:						
1. To understand the processing of programs on a computer system to design and implementation of language processor.						
2. To enhance the ability of program generation through expansion and gain knowledge about Code optimization using software tools.						
3. Students will gain knowledge of basic operating system concepts.						
4. To have an in-depth understanding of process concepts, deadlock and memory management.						
5. To provide an exposure to scheduling algorithms, devices and information management.						
Expected Course Outcomes:						
On the successful completion of the course, student will be able to:						
1	Know the program generation and program execution activities in detail					K1
2	Understand the concepts of Macro Expansions and Gain the knowledge of Editing processes					K2-K3
3	Remember the basic concepts of operating system					K1
4	Understand the concepts like interrupts, deadlock , memory management and file management					K2
5	Analyze the need for scheduling algorithms and implement different algorithms used for representation, scheduling, and allocation in DOS and UNIX operating system.					K1-K4
K1 - Remember; K2 - Understand; K3 - Apply; K4 - Analyze; K5 - Evaluate; K6 - Create						
Unit:1						
OPERATING SYSTEM			12 hours			
Introduction - Mainframe systems – Desktop Systems – Multiprocessor Systems – Distributed Systems – Clustered Systems – Real Time Systems – Handheld Systems - Hardware Protection - System Components – Operating System Services – System Calls – System Programs						
Unit:2						
PROCESS AND THREADS			12 hours			
Process Concept – Process Scheduling – Operations on Processes – Cooperating Processes – Inter-process Communication. Threads – Overview – Threading issues - CPU Scheduling – Basic Concepts – Scheduling Criteria – Scheduling Algorithms – Multiple-Processor Scheduling – Real Time Scheduling						
Unit:3						
SYNCHRONIZATION AND DEADLOCK			12 hours			
The Critical-Section Problem – Synchronization Hardware – Semaphores – Classic problems of Synchronization – Deadlock Characterization – Methods for handling Deadlocks -Deadlock Prevention – Deadlock avoidance – Deadlock detection – Recovery from Deadlocks						
Unit:4						
VIRTUAL MEMORY AND STORAGE MANAGEMENT			12 hours			
Storage Management – Swapping – Contiguous Memory allocation – Paging – Segmentation – Segmentation with Paging. Virtual Memory – Demand Paging – Process creation – Page Replacement –Allocation of frames – Thrashing						

<b>Unit:5</b>		<b>FILE MANAGEMENT</b>	<b>10 hours</b>
File Concept – Access Methods – Directory Structure - File System Structure – Allocation Methods – Free-space Management - Disk Structure – Disk Scheduling – Disk Management – Case Study: The Linux System, Windows.			
<b>Unit:6</b>		<b>CONTEMPORARY ISSUES</b>	<b>2 hours</b>
Expert lectures, online seminars - webinars			
		<b>Total Lecture hours</b>	<b>60 hours</b>
<b>Text Book(s)</b>			
1	Abraham Silberschatz, Peter Baer Galvin and Greg Gagne, “Operating System Concepts”, 10 <sup>th</sup> Edition, John Wiley & Sons (ASIA) Pvt. Ltd, April 2018		
2	Harvey M. Deitel, “Operating Systems”, Second Edition, Pearson Education Pvt. Ltd, 2002.		
<b>Reference Books</b>			
1	William Stallings, “Operating System”, Prentice Hall of India, 4th Edition, 2003.		
2	Pramod Chandra P. Bhatt “An Introduction to Operating Systems, Concepts and Practice”, PHI, 2003.		
3	Ramez Elmasri, A.G.Carrick and David Levine, “Operating Systems-A Spiral approach”,2010		
<b>Related Online Contents [MOOC, SWAYAM, NPTEL, Websites etc.]</b>			
1			
2			
3			
Course Designed By:			

Mapping with Programme Outcomes										
COs	PO1	PO2	PO3	PO4	PO5	PO6	PO7	PO8	PO9	PO10
CO1	S	M	M	M	S	M	M	M	M	L
CO2	S	S	S	S	S	M	M	M	S	L
CO3	S	M	M	M	S	M	S	S	S	L
CO4	S	S	S	M	S	S	S	M	M	M
CO5	S	S	S	M	S	S	S	M	M	M

\*S-Strong; M-Medium; L-Low

Course code		Linux and Shell Programming	L	T	P	C
Core/Elective/Supportive		Core Paper : VII	4	0	0	4
Pre-requisite		Before starting the course students should have the basic knowledge about operating system and C programming.	Syllabus Version		2025-26 Onwards	
Course Objectives:						
The main objectives of this course are to:						
1. Linux is a multi-user and multi-tasking operating system and after learning the concepts of an operating system						
2. Student will be able to write simple shell programming using Linux utilities, pipes and filters.						
3. The file system, process management and memory management are discussed.						
4. Various commands used by Linux shell is also discussed which makes the users to interact with each other.						
5. Bourne shell programming is dealt in depth which can be used to develop applications.						
Expected Course Outcomes:						
On the successful completion of the course, student will be able to:						
1	Describe the architecture and features of Linux Operating System and distinguish it from other Operating System.					K1
2	Develop Linux utilities to perform File processing, Directory handling, User Management and display system configuration					K2-K3
3	Develop shell scripts using pipes, redirection, filters and Pipes					K2
4	Apply and change the ownership and file permissions using advance Unix commands.					K3
5	Build Regular expression to perform pattern matching using utilities and implement shell scripts for real time applications.					K3-K6
K1 - Remember; K2 - Understand; K3 - Apply; K4 - Analyze; K5 - Evaluate; K6 - Create						
Unit:1						
Unit:1		Introduction			12 hours	
Introduction to LINUX Operating System: Introduction - The LINUX Operating System - Basic commands in Linux.						
Unit:2						
Unit:2		Managing Files and Directories			12 hours	
Managing Files and Directories: Introduction – Directory Commands in LINUX – File Commands in LINUX. Creating files using the vi editor: Text editors – The vi editor. Managing Documents: Locating files in LINUX – Standard files – Redirection – Filters – Pipes.						
Unit:3						
Unit:3		Shell Scripts			12 hours	
Securing files in LINUX: File access permissions – viewing File access permissions – Changing File access permissions. Automating Tasks using Shell Scripts: Introduction – Variables- Local and Global Shell variables – Command Substitution.						
Unit:4						
Unit:4		Conditional Execution in Shell Scripts			12 hours	
Using Conditional Execution in Shell Scripts: Conditional Execution – The case...esac Construct. Managing repetitive tasks using Shell Scripts: Using Iteration in Shell Scripts – The while construct – until construct – for construct – break and continue commands – Simple Programs using Shell Scripts						

<b>Unit:5</b>	<b>Kernel and System Recovery</b>	<b>10 hours</b>
Linux Kernel- Kernel Components- compiling a kernel- Customizing a kernel – system startup- Customizing the boot process-System Recovery		
<b>Unit:6</b>	<b>Contemporary Issues</b>	<b>2 hours</b>
Expert lectures, online seminars - webinars		
	<b>Total Lecture hours</b>	<b>60 hours</b>
<b>Text Book(s)</b>		
1	Operating System LINUX, NIIT, PHI, 2006, Eastern Economy Edition.	
2	N.B. Venkateswarlu , Introduction to Linux: Installation and Programming, BS Publications, 2008, 1 <sup>st</sup> Edition	
<b>Reference Books</b>		
1	Richard Petersen, Linux: The Complete Reference, Sixth Edition, Tata McGraw-Hill Publishing Company Limited, New Delhi, Edition 2008.	
2		
3		
<b>Related Online Contents [MOOC, SWAYAM, NPTEL, Websites etc.]</b>		
1	<a href="http://spoken-tutorial.org/">http://spoken-tutorial.org/</a>	
2	<a href="https://www.tutorialspoint.com/linux/index.htm">https://www.tutorialspoint.com/linux/index.htm</a>	
3		
Course Designed By:		

<b>Mapping with Programme Outcomes</b>										
COs	PO1	PO2	PO3	PO4	PO5	PO6	PO7	PO8	PO9	PO10
CO1	S	M	M	M	S	M	M	M	M	L
CO2	S	S	S	M	S	M	M	M	M	L
CO3	S	S	S	M	S	M	S	S	S	M
CO4	S	S	S	M	S	M	S	S	S	M
CO5	S	S	S	S	S	S	S	S	S	S

\*S-Strong; M-Medium; L-Low



Course code		Programming Lab – Linux and Shell Programming	L	T	P	C
Core/Elective/Supportive		Core Lab : V	0	0	3	2
Pre-requisite		Students should have the prior basic knowledge in operating system.	Syllabus Version		2025-26 Onwards	
Course Objectives:						
The main objectives of this course are to:						
1. Describe the architecture and features of Linux Operating System						
2. To create programs in the Linux environment using Linux utilities and commands.						
3. Student is given an introduction of Linux shell commands and they will be able to write own shell scripts.						
4. Shell programming is dealt in depth which can be used to develop applications.						
Expected Course Outcomes:						
On the successful completion of the course, student will be able to:						
1	Develop Linux utilities to perform File processing, Directory handling and User Management					K1, K2
2	Understand and develop shell scripts using pipes, redirection, filters, Pipes and display system configuration					K2-K3
3	Develop simple shell scripts applicable to file access permission network administration					K3
4	Apply and change the ownership and file permissions using advance Unix commands.					K4-K5
5	Create shell scripts for real time applications.					K6
K1 - Remember; K2 - Understand; K3 - Apply; K4 - Analyze; K5 - Evaluate; K6 - Create						
Programs						
1. Write a shell script to stimulate the file commands: rm, cp, cat, mv, cmp, wc, split, diff.						
2. Write a shell script to show the following system configuration :						
a. currently logged user and his log name						
b. current shell, home directory, operating system type, current path setting, current working directory						
c. show CPU information						
d. show memory information						
3. Write a shell script to implement the following: pipes, Redirection and tee commands.						
4. Write a shell script to implement the filter commands.						
5. Write a shell script to sort number in ascending order.						
6. Write a shell script to print Fibonacci series.						
7. Write a shell script to find the sum of the individual digits of a given number.						
8. Write a shell script to find the greatest among the given set of numbers.						
9. Write a shell script for palindrome checking.						
10. Write a shell script to print the multiplication table of the given argument using for loop.						

Text Book(s)	
1	Operating System LINUX, NIIT, PHI, 2006, Eastern Economy Edition.
2	N.B. Venkateswarlu , Introduction to Linux: Installation and Programming, BS Publications, 2008, 1 <sup>st</sup> Edition
Reference Books	
1	Richard Petersen, Linux: The Complete Reference, Sixth Edition, Tata McGraw-Hill Publishing Company Limited, New Delhi, Edition 2008.
Related Online Contents [MOOC, SWAYAM, NPTEL, Websites etc.]	
1	<a href="https://www.w3resource.com/linux-exercises/">https://www.w3resource.com/linux-exercises/</a>
2	<a href="http://spoken-tutorial.org/">http://spoken-tutorial.org/</a>
Course Designed By:	

Mapping with Programme Outcomes										
COs	PO1	PO2	PO3	PO4	PO5	PO6	PO7	PO8	PO9	PO10
CO1	S	S	S	M	S	M	S	M	M	M
CO3	S	S	S	M	S	M	S	S	M	M
CO3	S	S	S	S	S	S	S	S	S	S
CO4	S	S	S	S	S	S	S	S	S	S
CO5	S	S	S	S	S	S	S	S	S	S

\*S-Strong; M-Medium; L-Low



Course code		Lab – Web Application Development	L	T	P	C
Core/Elective/Supportive		Skill Based Subject Lab : I	0	0	3	2
Pre-requisite		Basic knowledge on HTML	Syllabus Version	2025-26 Onwards		
Course Objectives:						
The main objectives of this course are :						
1. This course gives training in web design and applications.						
2. To give practical experience on web technology concepts.						
3. To design interactive web sites with all the features given in Web programming						
Expected Course Outcomes:						
On the successful completion of the course, student will be able to:						
1	Understand the concepts of HTML TAGS					K2
2	Attain a good practical skill of managing and retrieving of List and Frames					K1
3	Understand the knowledge of handling websites					K3
4	Ability to create program using cookies. Ability to create Event handling in JavaScript.					K4
5	Understand the concepts of HTML TAGS					K2
K1 - Remember; K2 - Understand; K3 - Apply; K4 - Analyze; K5 - Evaluate; K6 - Create						
Programs						
1. Use table tag to format web page. Also create the Time Table of your class using table tag.						
2. Create your profile page i.e. educational details, Hobbies, Achievement, My Ideals etc						
3. Create Style sheet to set formatting for text tags and embed that style sheet on web pages created for your site.						
4. Design a web page and embed various multimedia features in the page.						
5. Write a script to create an array of ten elements and display its contents.						
6. Design signup form to validate username, password and phone numbers using Java script.						
7. Write a JavaScript program to determine whether a given year is a leap year in the Gregorian calendar.						
8. Create a website with the help of Installation of Word press and designing the word press site						
9. Develop a HTML document to display a Registration Form for an inter-collegiate function.						
10. Develop a HTML document to design Alumni Registration form of your college.						
			Total Lecture hours		36 hours	
Text Book(s)						
1	Internet and Web Design, ITL Education, Macmillan India Ltd					
2	The World of Scripting Languages - David Barron					
Reference Books						
1	World Wide Web Design with HTML, C. Xavier, 2007, TMH					
Related Online Contents [MOOC, SWAYAM, NPTEL, Websites etc.]						
Course Designed By:						

Mapping with Programme Outcomes										
COs	PO1	PO2	PO3	PO4	PO5	PO6	PO7	PO8	PO9	PO10
CO1	S	M	L	S	M	M	M	M	M	S
CO3	S	M	M	S	M	M	M	M	M	S
CO3	S	M	M	S	M	M	M	M	M	S
CO4	S	S	S	S	M	M	M	M	M	S
CO5	M	M	M	M	M	M	M	M	M	M

\*S-Strong; M-Medium; L-Low



Course code		Internet of Things (IoT)	L	T	P	C
Core/Elective/Supportive		Allied : IV	4	0	0	4
Pre-requisite		Students should have the basic understanding of logical circuits and hardware architecture.	Syllabus Version		2025-26 Onwards	
Course Objectives:						
The main objectives of this course are to: 1. To learn the concepts of IoT and its protocols. 2. To learn how to analysis the data in IoT. 3. To develop IoT infrastructure for popular applications. 4. To report about the IoT privacy, security and vulnerabilities solution						
Expected Course Outcomes:						
On the successful completion of the course, student will be able to:						
1	To understand the fundamentals of Internet of Things.					K1
2	To know the basics of communication protocols and the designing principles of Web connectivity.					K2
3	To gain the knowledge of Internet connectivity principles					K2-K3
4	Designing and develop smart city in IoT					K2-K3
5	Analyzing and evaluate the data received through sensors in IOT.					K4-K5
K1 - Remember; K2 - Understand; K3 - Apply; K4 - Analyze; K5 - Evaluate; K6 - Create						
Unit:1		INTRODUCTION			12 hours	
Introduction - Definition & characteristics of IoT - physical design of IoT - logical design of IoT - IoT enabling Technologies - IoT levels & Deployment templates.						
Unit:2		IOT and M2M			12 hours	
Domain specific IoT : Home Automation - cities - Environment - Energy - retail - logistics - Agriculture - Industry Health and life style. IoT and M2M - Difference between IoT and M2M - SDN and NFV for IoT.						
Unit:3		IOT SPECIFICATION			12 hours	
IoT systems management - SNMP - YANG – NETOPEER. IoT Platforms Design Methodology - purpose and specification - process specification - Domain model specification - Information model specification - Service specification - IoT level specification - functional view specification - operational view specification - Device and component Integrators - Application Development.						
Unit:4		LOGICAL DESIGN USING PYTHON			12 hours	
Logical design using python - Installing python - type conversions - control flow - functions - modules - File handling - classes. IoT physical devices and End points, building blocks of IoT device - Raspberry Pi - Linux on Raspberry Pi - Raspberry Pi interfaces.						
Unit:5		IOT AND CLOUD COMPUTING			12 hours	
Python Web application frame work - Amazon web services for IoT- Case Studies illustrating IoT Design. Home Automation-Environment-Agriculture-IoT Primer.						

	<b>Total Lecture hours</b>	<b>60 hours</b>
<b>Text Book(s)</b>		
1	Internet of Things - A hands on Approach Authors: Arshdeep Bahga, Vijay Madiseti Publisher: Universities press.	
<b>Reference Books</b>		
1	Internet of Things - Srinivasa K.G., Siddesh G.M. Hanumantha Raju R. Publisher: Cengage Learning India pvt. Ltd (2018)	
<b>Related Online Contents [MOOC, SWAYAM, NPTEL, Websites etc.]</b>		
1		
2		
3		
Course Designed By:		

<b>Mapping with Programme Outcomes</b>										
<b>Cos</b>	<b>PO1</b>	<b>PO2</b>	<b>PO3</b>	<b>PO4</b>	<b>PO5</b>	<b>PO6</b>	<b>PO7</b>	<b>PO8</b>	<b>PO9</b>	<b>PO10</b>
<b>CO1</b>	M	M	S	M	S	L	L	M	S	S
<b>CO2</b>	S	S	S	M	S	M	M	L	S	M
<b>CO3</b>	S	S	S	L	M	L	M	M	S	S
<b>CO4</b>	M	M	S	M	S	M	L	L	S	S
<b>CO5</b>	S	S	S	L	S	L	M	M	S	M

\*S-Strong; M-Medium; L-Low



# **Fifth Semester**



Course code		Python Programming	L	T	P	C
Core/Elective/Supportive		Core Paper : VIII	6	0	0	4
Pre-requisite		Knowledge on logic of the programs and oops concept.	Syllabus Version		2025-26 Onwards	
<b>Course Objectives:</b>						
The main objectives of this course are to: 1. To introduce the fundamentals of Python Programming. 2. To teach about the concept of Functions in Python. 3. To impart the knowledge of Lists, Tuples, Files and Directories. 4. To learn about dictionaries in python. 5. To explores the object-oriented programming, Graphical programming aspects of python with help of built in modules..						
<b>Expected Course Outcomes:</b>						
On the successful completion of the course, student will be able to:						
1	Remembering the concept of operators, data types, looping statements in Python programming.					K1
2	Understanding the concepts of Input / Output operations in file..					K2
3	Applying the concept of functions and exception handling					K3
4	Analyzing the structures of list, tuples and maintaining dictionaries					K4
5	Demonstrate significant experience with python program development environment					K4-K6
K1 - Remember; K2 - Understand; K3 - Apply; K4 - Analyze; K5 - Evaluate; K6 - Create						
<b>Unit:1</b>						
BASICS OF PYTHON			18 hours			
BASICS : Python - Variables - Executing Python from the Command Line - Editing Python Files - Python Reserved Words - Basic Syntax-Comments - Standard Data Types – Relational Operators - Logical Operators - Bit Wise Operators - Simple Input and Output.						
<b>Unit:2</b>						
CONTROL STATEMENTS			18 hours			
CONTROL STATEMENTS: Control Flow and Syntax - Indenting - if Statement - statements and expressions- string operations- Boolean Expressions -while Loop - break and continue - for Loop. LISTS: List-list slices - list methods - list loop – mutability – aliasing - cloning lists - list parameters. TUPLES: Tuple assignment, tuple as return value -Sets – Dictionaries						
<b>Unit:3</b>						
FUNCTIONS			18 hours			
FUNCTIONS: Definition - Passing parameters to a Function - Built-in functions- Variable Number of Arguments - Scope – Type conversion-Type coercion-Passing Functions to a Function - Mapping Functions in a Dictionary – Lambda - Modules - Standard Modules – sys – math – time - dir - help Function.						
<b>Unit:4</b>						
ERROR HANDLING			18 hours			
ERROR HANDLING: Run Time Errors - Exception Model - Exception Hierarchy - Handling Multiple Exceptions - Data Streams - Access Modes Writing - Data to a File Reading - Data From a File - Additional File Methods - Using Pipes as Data Streams - Handling IO Exceptions - Working with Directories.						

Unit:5	OBJECT ORIENTED FEATURES	15 hours
OBJECT ORIENTED FEATURES: Classes Principles of Object Orientation - Creating Classes - Instance Methods - File Organization - Special Methods - Class Variables – Inheritance – Polymorphism - Type Identification - Simple Character Matches - Special Characters - Character Classes – Quantifiers - Dot Character - Greedy Matches – Grouping - Matching at Beginning or End - Match Objects – Substituting - Splitting a String - Compiling Regular Expressions.		
Unit:6	Contemporary Issues	3 hours
Expert lectures, online seminars - webinars		
	Total Lecture hours	90 hours
Text Book(s)		
1	Mark Summerfield, Programming in Python 3: A Complete introduction to the Python Language, Addison-Wesley Professional, 2009.	
2	Martin C. Brown, PYTHON: The Complete Reference, McGraw-Hill, 2001	
3	E. Balagurusamy (2017), “Problem Solving and Python Programming”, McGraw-Hill, First Edition.	
Reference Books		
1	Allen B. Downey, “Think Python: How to Think Like a Computer Scientist”, 2nd edition, Updated for Python 3, Shroff/O’Reilly Publishers, 2016	
2	Guido van Rossum and Fred L. Drake Jr, An Introduction to Python – Revised and updated for Python 3.2, Network Theory Ltd., 2011	
3	Wesley J Chun, Core Python Applications Programmingl, Prentice Hall, 2012.	
Related Online Contents [MOOC, SWAYAM, NPTEL, Websites etc.]		
1		
2		
3		
Course Designed By:		

Mapping with Programme Outcomes										
COs	PO1	PO2	PO3	PO4	PO5	PO6	PO7	PO8	PO9	PO10
CO1	S	S	S	L	S	M	L	M	S	S
CO2	S	S	S	L	S	M	L	M	S	S
CO3	S	S	S	L	S	M	L	M	S	S
CO4	S	S	S	L	S	M	L	M	S	S
CO5	S	S	S	L	S	M	L	M	S	S

\*S-Strong; M-Medium; L-Low

Course code		Programming Lab – Python	L	T	P	C
Core/Elective/Supportive	Core Lab : IV		0	0	6	2
Pre-requisite	Basic knowledge of Programming Concepts		Syllabus Version		2025-26 Onwards	
Course Objectives:						
The main objectives of this course are to: 1. To write, test and debug simple Python programs. 2. To implement Python programs with conditionals and loops. 3. Use functions for structuring Python programs. 4. Represent compound data using Python lists, tuples and dictionaries. 5. Read and write data from/to files in Python.						
Expected Course Outcomes:						
On the successful completion of the course, student will be able to:						
1	Write, test and debug simple Python programs. Read and write data from files in Python					K2
2	Implement Python programs with conditionals and loops.					K3
3	Develop Python programs step-wise by defining functions and calling them.					K4
4	Use Python lists, tuples, dictionaries for representing compound data.					K5
K1 - Remember; K2 - Understand; K3 - Apply; K4 - Analyze; K5 - Evaluate; K6 - Create						
Programs						
1. Write a python program to compute GCD of two numbers						
2. Write a python program to find the square root of a number (Newton’s method)						
3. Write a python program to display the multiplication table						
4. Write a python program to find the sum of number digits in list						
5. Write a python program to perform linear search and binary search						
6. Write a python program to perform selection sort and insertion sort						
7. Write a python program to perform merge sort						
8. Write a python program to make a simple calculator						
9. Write a python program to multiply matrices						
10. Write a python program using command line arguments (word count)						
Text Book(s)						
1. Mark Summerfield. —Programming in Python 3: A Complete introduction to the Python Language, Addison-Wesley Professional, 2009.						
Reference Books						
1. Martin C. Brown, —PYTHON: The Complete Reference, McGraw-Hill, 2001						
Related Online Contents [MOOC, SWAYAM, NPTEL, Websites etc.]						
Course Designed By:						

Mapping with Programme Outcomes										
COs	PO1	PO2	PO3	PO4	PO5	PO6	PO7	PO8	PO9	PO10
CO1	S	S	S	M	M	M	M	M	M	L
CO2	S	S	S	S	S	S	S	M	M	M
CO3	S	S	S	S	S	S	S	M	M	M
CO4	S	S	S	S	S	S	S	M	M	S
CO5	S	S	S	S	S	S	S	M	M	S

\*S-Strong; M-Medium; L-Low

Course code		Cyber Security	L	T	P	C
Core/Elective/Supportive		Core Paper: IX	6	0	0	4
Pre-requisite		Basic knowledge in Internet and data crimes.	Syllabus Version		2025-26 Onwards	
Course Objectives:						
The main objectives of this course are to: 1. Students should be able to understand. 2. The transformation between threat, risk, attack and vulnerability. 3. How threats materialize into attacks. 4. To find information about threats, vulnerabilities and attacks..						
Expected Course Outcomes:						
On the successful completion of the course, student will be able to:						
1	Understand the broad set of technical, social & Cyber Security.					K2
2	Understand the security design of operating system.					K3
3	Recognize & analyze the importance of Data mining & Big data concepts.					K1-K4
4	Implement the methods and techniques to develop projects.					K4
5	To improve the Problem-solving skills, Research, Innovation/creativity					K5
K1 - Remember; K2 - Understand; K3 - Apply; K4 - Analyze; K5 - Evaluate; K6 - Create						
Unit:1		INTRODUCTION TO CYBER SECURITY			18 hours	
Introduction -Computer Security - Threats -Harm - Vulnerabilities - Controls - Authenticat Access Control and Cryptography - Web—User Side - Browser Attacks - Web Att Targeting Users - Obtaining User or Website Data - Email Attacks						
Unit:2		SECURITY IN OPERATING SYSTEM & NETWORKS			18 hours	
Security in Operating Systems - Security in the Design of Operating Systems -Rootkit - Network security attack- Threats to Network Communications - Wireless Network Security - Denial of Service - Distributed Denial-of-Service						
Unit:3		DEFENCES: SECURITY COUNTERMEASURES			18 hours	
Cryptography in Network Security - Firewalls - Intrusion Detection and Prevention Systems - Network Management - Databases - Security Requirements of Databases - Reliability and Integrity - Database Disclosure - Data Mining and Big Data.						
Unit:4		PRIVACY IN CYBERSPACE			18 hours	
Privacy Concepts -Privacy Principles and Policies -Authentication and Privacy - Data Mining Privacy on the Web - Email Security - Privacy Impacts of Emerging Technologies- Where the Field Is Headed.						
Unit:5		MANAGEMENT AND INCIDENTS			15 hours	
Security Planning - Business Continuity Planning - Handling Incidents - Risk Analysis - Dealing with Disaster - Emerging Technologies - The Internet of Things - Economics - Electronic Voting - Cyber Warfare- Cyberspace and the Law - International Laws - Cyber crime - Cyber Warfare and Home Land Security						

<b>Unit:6</b>		<b>Contemporary Issues</b>	<b>3 hours</b>
Expert lectures, online seminars - webinars			
		<b>Total Lecture hours</b>	<b>90 hours</b>
<b>Text Book(s)</b>			
1	Charles P. Pfleeger Shari Lawrence Pfleeger Jonathan Margulies, Security in Computing, 5th Edition , Pearson Education , 2015		
2	George K.Kostopoulous, Cyber Space and Cyber Security, CRC Press, 2013.		
<b>Reference Books</b>			
1	Martti Lehto, Pekka Neittaanmäki, Cyber Security: Analytics, Technology and Automation edited, Springer International Publishing Switzerland 2015		
2	Nelson Phillips and Enfinger Steuart, —Computer Forensics and Investigationsll, Cengage Learning, New Delhi, 2009		
<b>Related Online Contents [MOOC, SWAYAM, NPTEL, Websites etc.]</b>			
1			
2			
3			
Course Designed By:			

<b>Mapping with Programme Outcomes</b>										
<b>COs</b>	<b>PO1</b>	<b>PO2</b>	<b>PO3</b>	<b>PO4</b>	<b>PO5</b>	<b>PO6</b>	<b>PO7</b>	<b>PO8</b>	<b>PO9</b>	<b>PO10</b>
<b>CO1</b>	S	S	S	L	M	M	M	M	M	L
<b>CO2</b>	S	S	S	M	M	M	S	S	M	L
<b>CO3</b>	S	S	S	S	S	M	S	S	S	M
<b>CO4</b>	S	S	S	S	S	S	S	S	S	S
<b>CO5</b>	S	S	S	S	S	S	S	S	S	S

\*S-Strong; M-Medium; L-Low



Course code		CLIENT/SERVER COMPUTING	L	T	P	C
Core/Elective/Supportive		Elective: I	6	0	0	3
Pre-requisite		Basic knowledge in computer and computing	Syllabus Version		2025-26 Onwards	
Course Objectives:						
The main objectives of this course are to:						
1. To enable the students to learn the basics of client/server computing and applications of client/server computing.						
2. To understand the connectivity components, software and hardware components of client/server applications.						
3. To learn future enabling technologies for client/server computing.						
Expected Course Outcomes:						
On the successful completion of the course, student will be able to:						
1	Understand the basics of client/server applications, advantages and improve performance and reduce the network traffic.					K1-K2
2	Knowledge in client and server role, the networking operating system and the server operating system.					K2
3	Understanding the connectivity components of client/server applications, open system interconnect and WAN technologies.					K2-K3
4	Understanding the software and hardware components of client/server applications.					K2-K3
5	Knowledge in components of client/server applications and future enabling technologies for client/server computing.					K2-K4
K1 - Remember; K2 - Understand; K3 - Apply; K4 - Analyze; K5 - Evaluate; K6 - Create						
Unit:1						
		Client / Server Computing	18 hours			
Client / Server Computing – Advantages of Client / Server Computing – Technology Revolution – Connectivity – Ways to improve Performance – How to reduce network Traffic.						
Unit:2						
		Components Of Client / Server Applications – The Client	18 hours			
Components of Client / Server Applications – The Client: Role of a Client – Client Services – Request for Service. Components of Client / Server Applications – The Server: The Role of a Server – Server Functionality in Detail – The Network Operating System – What are the Available Platforms – The Server Operating system.						
Unit:3						
		Components of Client / Server Applications – Connectivity	18 hours			
Components of Client / Server Applications – Connectivity: Open System Interconnect – Communications Interface Technology – Inter-process communication – WAN Technologies.						
Unit:4						
		Components Of Client / Server Applications	18 hours			
Components of Client / Server Applications – Software. Components of Client / Server Applications – Hardware.						

Unit:5	Components of Client / Server Applications	15 hours
Components of Client / Server applications – Service and Support: System Administration. The Future of Client / Server Computing: Enabling Technologies – Transformational Systems.		
Unit:6	Contemporary Issues	3 hours
Expert lectures, online seminars - webinars		
	Total Lecture hours	90 hours
Text Book(s)		
1	Client /Server Computing, Patrick Smith, Steve Guenferich, 2nd edition, PHI.	
Reference Books		
1	Robert Orfali, Dan Harkey, Jeri Edwards: The Essential Client/Server Survival Guide, 2nd edition, Galgotia Publications.	
2	Dewire and Dawana Travis, Client/ Server Computing, TMH.	
Related Online Contents [MOOC, SWAYAM, NPTEL, Websites etc.]		
1		
2		
3		
Course Designed By:		

Mapping with Programme Outcomes										
COs	PO1	PO2	PO3	PO4	PO5	PO6	PO7	PO8	PO9	PO10
CO1	S	S	L	S	S	M	S	M	M	M
CO2	S	S	S	M	M	M	S	S	M	M
CO3	S	S	S	M	S	M	M	M	M	L
CO4	S	S	M	S	M	M	S	S	M	M
CO5	S	S	S	M	M	S	S	M	M	S

\*S-Strong; M-Medium; L-Low



Course code		Distributed Computing	L	T	P	C
Core/Elective/Supportive		Elective: I	6	0	0	3
Pre-requisite	Basic knowledge in databases, client and server		Syllabus Version		2025-26 Onwards	
Course Objectives:						
The main objectives of this course are to:						
1. To enable the students to learn the concepts and techniques in distributed computing and client server computing.						
2. To learn the pros and cons of distributed computing, distributed databases.						
3. To familiar with design considerations in distributed computing						
4. To understand the client server models and R* projection techniques						
Expected Course Outcomes:						
On the successful completion of the course, student will be able to:						
1	Understand the concepts and techniques in distributed computing and client server computing.					K1
2	Understand the pros and cons of distributed processing, databases, challenges.					K2
3	Understand the design considerations in distributed computing					K2
4	Understand and analyse the client server network model, file server, printer server and email server.					K3
5	Understand and obtaining the Knowledge on distributed databases, R* project techniques.					K2-K4
K1 - Remember; K2 - Understand; K3 - Apply; K4 - Analyze; K5 - Evaluate; K6 - Create						
Unit:1						
Introduction to Distributed Systems			15 hours			
Distributed Systems: Fully Distributed Processing systems – Networks and interconnection structures – designing a distributed processing g system.						
Unit:2						
Challenges and Managing Distributed Resources			18 hours			
Distributed systems: Pros and Cons of distributed processing – Distributed databases – the challenges of distributed data – loading, factors – managing the distributed resources division of responsibilities.						
Unit:3						
Design Considerations			18 hours			
Design considerations: Communication Line loading – line loading calculations- partitioning and allocation - data flow systems – dimensional analysis- network database design considerations- ration analysis- database decision trees- synchronization of network databases						
Unit:4						
Client Server Network Model			18 hours			
Client server network model: Concept – file server – printer server and e-mail server.						
Unit:5						
Distributed Databases			18 hours			
Distributed databases: An overview, distributed databases- principles of distributed databases – levels of transparency- distributed database design- the R* project techniques problem of heterogeneous distributed databases.						

<b>Unit:6</b>	<b>Contemporary Issues</b>	<b>3 hours</b>
Expert lectures, online seminars – webinars		
	<b>Total Lecture hours</b>	<b>90 hours</b>
<b>Text Book(s)</b>		
1	John A. Sharp, An introduction to distributed and parallel processing, Blackwell Scientific Publication(Unit I & III)	
2	Uyless D. Black, Data communication and distributed networks (unit II)	
3	Joel M.Crichlow , Introduction to distributed & parallel computing (Unit IV)	
<b>Reference Books</b>		
1	Stefans Ceri, Ginseppe Pelagatti , Distributed database Principles and systems, McGraw Hill	
2		
<b>Related Online Contents [MOOC, SWAYAM, NPTEL, Websites etc.]</b>		
1		
2		
3		
Course Designed By:		

Mapping with Programme Outcomes										
Cos	PO1	PO2	PO3	PO4	PO5	PO6	PO7	PO8	PO9	PO10
CO1	S	M	M	M	S	M	L	L	M	L
CO2	S	S	S	M	M	M	M	M	M	L
CO3	S	S	S	M	S	M	L	M	L	L
CO4	S	S	S	S	S	M	M	M	M	M
CO5	S	S	S	S	S	M	S	S	S	M

\*S-Strong; M-Medium; L-Low

Course code		Software Engineering	L	T	P	C
Core/Elective/ Supportive		Elective - I	6	0	0	3
Pre-requisite		Basic knowledge on the Software Development Life Cycle	Syllabus Version		2025-26 Onwards	
Course Objectives:						
The main objectives of this course are to: 1. To enhance the basic software engineering methods and practices. 2. To learn the techniques for developing software systems. 3. To understand the object oriented design. 4. To understand software testing approaches						
Expected Course Outcomes:						
On the successful completion of the course, student will be able to:						
1	Understand the basic concepts of software engineering					K1
2	Apply the software engineering models in developing software applications					K2-K3
3	Implement the object oriented design in various projects					K4
4	Knowledge on how to do a software project with in-depth analysis.					K3
5	To inculcate knowledge on Software engineering concepts in turn gives a roadmap to design a new software project.					K1-K4
K1 - Remember; K2 - Understand; K3 - Apply; K4 - Analyze; K5 - Evaluate; K6 - Create						
Unit:1 SOFTWARE ENGINEERING 18 hours						
Software Engineering: A Layered Technology – Software Process – Software Process Models – The Prototyping. Requirement Engineering– Software prototyping - Elements of analysis model – Data modeling – Functional modeling and information flow.						
Unit:2 SOFTWARE DESIGN 18 hours						
Software design and Software engineering – The Design process – Design principles – Design concepts – Effective modular design –Software Architecture						
Unit:3 SOFTWARE TESTING 18 hours						
Software testing fundamentals – Test Case Design - White box testing – Basis path testing – Control structure testing – Black box testing. Unit testing – Validation testing – System testing.						
Unit:4 SOFTWARE CONFIGURATION MANAGEMENT 18 hours						
Software Configuration Management: Definitions and terminology – processes and activities. Software Quality assurance: Definitions – Quality control and Quality assurance – Organization of Structures. Risk Management: Risk Identification – quantification - Monitoring - Mitigation. Software requirements gathering: Steps to be followed – Outputs and Quality Records - Skill sets required – Challenges.						
Unit:5 ESTIMATION 16 hours						
Estimation: What is Estimation? – When and Why? – Three phases of Estimation – Estimation methodology – Formal models of Size Estimation. Design and Development phases: Reusability - Technology choices – Standards – Portability -User interface issues – Testability - The Effect of Internet on Project Management.						

<b>Unit:6</b>		<b>Contemporary Issues</b>	<b>2 hours</b>
Expert lectures, online seminars – webinars			
	<b>Total Lecture hours</b>		<b>90 hours</b>
<b>Text Book(s)</b>			
1	Roger S. Pressman: Software Engineering, Tata McGraw Hill, V Edition.		
2	Gopalaswamy Ramesh, Managing Global Software Projects, Tata McGraw Hill, New Delhi, 2002.		
3	Programming with Java – A Primer - E. Balagurusamy, 3rd Edition, TMH.		
<b>Reference Books</b>			
1	The Complete Reference Java 2 – Patrick Naughton & Hebert Schildt, 3 <sup>rd</sup> Edition, TMH		
2	Programming with Java – John R. Hubbard, 2 <sup>nd</sup> Edition, TMH.		
<b>Related Online Contents [MOOC, SWAYAM, NPTEL, Websites etc.]</b>			
1			
2			
3			
Course Designed By:			

<b>Mapping with Programme Outcomes</b>										
<b>COs</b>	<b>PO1</b>	<b>PO2</b>	<b>PO3</b>	<b>PO4</b>	<b>PO5</b>	<b>PO6</b>	<b>PO7</b>	<b>PO8</b>	<b>PO9</b>	<b>PO10</b>
<b>CO1</b>	S	M	M	S	M	S	S	S	S	M
<b>CO2</b>	S	S	S	S	S	S	S	S	S	S
<b>CO3</b>	S	S	S	S	S	M	S	S	S	S
<b>CO4</b>	S	S	S	S	S	S	S	S	S	S
<b>CO5</b>	S	S	S	S	S	S	S	S	S	S

\*S-Strong; M-Medium; L-Low

<b>Course Code</b>		<b>Data Analytics</b>	<b>L</b>	<b>T</b>	<b>P</b>	<b>C</b>
<b>Core/elective/Supportive</b>		<b>Skill Based Subject – II</b>	<b>3</b>	<b>0</b>	<b>0</b>	<b>2</b>
<b>Pre - requisite</b>		<b>None</b>	<b>Syllabus version</b>	<b>2025-26 Onwards</b>		
<b>Course Objectives</b>						
1. To understand about big data. 2. To learn and use NoSQL big data management. 3. To work with map reduce applications 4. To understand the usage of Hadoop related tools for Big Data Analytics						
<b>Course Outcomes</b>						
1	Understand and critically apply the concepts and methods of big data analytics					<b>K2</b>
2	Analyze about the various methodologies.					<b>K4</b>
3	Apply modeling uncertainty and statistical inference					<b>K3</b>
4	Evaluate the performance of analytical frameworks					<b>K5</b>
<b>K1 – Remember K2 – Understand K3 – Apply K4- Analyze K5 – Evaluate K6- Create</b>						
<b>Unit I</b>	<b>Introduction</b>					<b>9</b>
Introduction – Data – Information – Data Terminologies – Database – Data Mining – Data Warehouse – Data Evolution Roadmap – Big Data – Definition – Type of Data – Numeric – Categorical – Graphical – High Dimensional Data.						
<b>Unit II</b>	<b>Data Classification</b>					<b>9</b>
Data Classification – Hot Data – Cold Data – Warm Data – Thick Data – Thin Data - Classification of digital Data: Structured, Semi-Structured and Un-Structured- Data Sources – Time Series – Transactional Data – Biological Data – Spatial Data – Social Network Data.						
<b>Unit III</b>	<b>Big Data</b>					<b>9</b>
Big Data: Digital Data-an Imprint: Evolution of Big Data – What is Big Data – Sources of Big Data. Characteristics of Big Data 6Vs – Big Data Myths - Data Discovery-Traditional Approach.						
<b>Unit IV</b>	<b>Big Data Technology</b>					<b>9</b>
Big Data Technology: Big Data Technology Process – Big Data Exploration - Data Augmentation – Operational Analysis – 360 View of Customers – Security and Intelligence.						
<b>Unit V</b>	<b>Use Cases</b>					<b>9</b>
Big Data Use Cases -- Big Data Roles Data Scientist , Data Architect, Data Analyst – Skills – Case Study : Big Data – Customer Insights – Behavioural Analysis – Big Data Industry Applications - Marketing – Retail – Insurance – Risk and Security – Health care.						
<b>Total Lecture Hours</b>						<b>45 Hours</b>

<b>Text Book(s)</b>	
1. Michael Minelli, Michelle Chambers, and AmbigaDhiraj, "Big Data, Big Analytics: Emerging Business Intelligence and Analytic Trends for Today's Businesses", Wiley, 2013. 2. Eric Sammer, "Hadoop Operations", O'Reilley, 2012. 3. V. Bhuvaneswari, T. Devi, "Big Data Analytics: Scitech Publisher , 2018 4. Han Hu, Yonggang Wen, Tat-Seng, Chua, Xuelong Li, "Toward Scalable Systems for Big Data Analytics: A Technology Tutorial", IEEE, 2014.	
<b>Reference Book(s)</b>	
1. E. Capriolo, D. Wampler, and J. Rutherglen, "Programming Hive", O'Reilley, 2012. 2. Lars George, "HBase: The Definitive Guide", O'Reilley, 2011. 3. Eben Hewitt, "Cassandra: The Definitive Guide", O'Reilley, 2010. 4. Alan Gates, "Programming Pig", O'Reilley, 2011.	
Related Online Contents (MOOC, SWAYAM, NPTEL, Websites etc)	
1	
2	
<b>Course Designed by :</b>	

	<b>PO1</b>	<b>PO2</b>	<b>PO3</b>	<b>PO4</b>	<b>PO5</b>	<b>PO6</b>	<b>PO7</b>	<b>PO8</b>	<b>PO9</b>	<b>PO10</b>
<b>CO1</b>	L	L	L	L	L	L	L	L	L	L
<b>CO2</b>	M	M	L	L	L	L	L	L	L	L
<b>CO3</b>	S	M	M	L	L	L	L	L	L	L
<b>CO4</b>	S	S	S	L	L	L	L	L	L	L

\*S-Strong; M-Medium; L-Low



Course Code		Core Lab - VII : Capstone Project Work	L	T	P	C
Core/Elective/Supportive			0	0	3	2
Pre - requisite	<ul style="list-style-type: none"> <li>Students should have a good understanding of software engineering</li> <li>Student should possess strong analytical skills</li> <li>Strong coding skills in any one programming</li> </ul>	Syllabus version	2025-26 Onwards			
Course Objectives						
<ul style="list-style-type: none"> <li>To understand and select the task based on their core skills.</li> <li>To get the knowledge about analytical skill for solving the selected task.</li> <li>To get confidence for implementing the task and solving the real time problems.</li> </ul>						
Expected Course Outcomes						
On the successful completion of the course, student will be able to:						
1	Illustrate a real world problem and identify the list of project requirements					K3
2	Judge the features of the project including forms, databases and reports					K5
2	Design code to meet the input requirements and to achieve the required output					K6
3	Compose a project report incorporating the features of the project					K6
K1 – Remember K2 – Understand K3 – Apply K4 - Analyze K5 – Evaluate K6 - Create						
Aim of the project work						
<p>1. The aim of the project work is to acquire practical knowledge on the implementation of the programming concepts studied.</p> <p>2. Each student should carry out individually one project work and it may be a work using the software packages that they have learned or the implementation of concepts from the papers studied or implementation of any innovative idea focusing on application oriented concepts.</p> <p>3. The project work should be compulsorily done in the college only under the supervision of the department staff concerned.</p>						
Selection of Tools						
<p>No restrictions shall be placed on the students in the choice of platform/tools/languages to be utilized for their project work, though open source is strongly recommended, wherever possible.</p> <p>No value shall be placed on the use of tools in the evaluation of the project.</p>						
Viva Voce						
<p>1. Viva-Voce will be conducted at the end of the semester by both Internal (Respective Guides) and External Examiners, after duly verifying the project report in the college, for a total of 50 marks.</p> <p>2. Internal Mark Split up (20 marks) : Title Selection – 5 marks, Problem Identification – 5 marks Review I and Review II -10 marks</p> <p>3. External Mark Split up (30 marks) : Project report 15 marks, Viva PPT Presentation 5 marks and 10 Marks for Viva Voce.</p>						



**Capstone Project Work Format**

**PROJECT WORK**

**TITLE OF THE DISSERTATION**

Bonafide Work Done by

STUDENT NAME REG.

NO.

Project report submitted in partial fulfillment of the requirements for the award of  
<Name of the Degree>

of Bharathiar University, Coimbatore-46.

College Logo

Signature of the Guide

Signature of the HOD

Submitted for the Viva-Voce Examination held on \_\_\_\_\_

Internal Examiner

External Examiner

Month – Year

## CONTENTS

Front Page

Certificate

Declaration

Acknowledgement

Contents

Abstract

### **Chapter I Introduction**

1.1 An Overview

1.2 Objectives of the project

1.3 Organization project

1.4 Scope of the system

### **Chapter II System Analysis**

2.1 Existing System

2.2 Proposed System

2.3 Hardware Specification

2.4 Software Specification

### **Chapter III System Development**

3.1 Description of Modules (1 Modules)

3.1.1 Module 1

3.2 Input Design

3.3 Output Design

3.3.1 Screens and Reports

3.4 Data Base Design

3.4.1 Table Design

3.5 Source Code

3.5.1 Sample Code

### **Chapter IV System Testing and Implementation**

4.1 System Testing

4.2 System Implementation

### **Chapter V Conclusion**

5.1 Conclusion

5.2 Scope of the Future

### **Bibliography**



# **Sixth Semester**

Course code		Multimedia and its Applications	L	T	P	C
Core/Elective/Supportive	Core Paper: X		5	0	0	4
Pre-requisite	Basic knowledge in 2D, 3D and multimedia file formats		Syllabus Version		2025-26 Onwards	
Course Objectives:						
The main objectives of this course are to: 1. Design and apply two dimensional graphics and transformations. 2. Design and apply three dimensional graphics and transformations. 3. Apply Illumination, color models and clipping techniques to graphics. 4. Understood Different types of Multimedia File Format.						
Expected Course Outcomes:						
On the successful completion of the course, student will be able to:						
1	Explain applications, principles ,commonly used and techniques of computer graphics and algorithms for Line-Drawing, Circle- Generating and Ellipse-Generating.					K2
2	Students will get the concepts of 2D and 3D, Viewing, Curves and surfaces, Hidden Line/surface elimination techniques					K3
3	Studies concepts of Multimedia Systems, Text, Audio and Video tools					K3
4	Compressing audio and video using MPEG-1 and MPEG-2					K4
5	Creates Animation with special effects using algorithms					K6
K1 - Remember; K2 - Understand; K3 - Apply; K4 - Analyze; K5 - Evaluate; K6 - Create						
Unit:1	INTRODUCTION				15 hours	
What is Multimedia? – Introduction to making Multimedia – Macintosh and Windows Production platforms – Basic Software tools. Making Instant Multimedia – Multimedia authoring tools.						
Unit:2	TEXT				15 hours	
Text: Types of Text – Unicode Standard – Font – Insertion of Text – Text compression – File formats. Image: Image Types – Seeing Color – Color Models – Basic Steps for Image Processing – Scanner – Digital Camera – Interface Standards – Specification of Digital Images – CMS – Device Independent Color Models – Image Processing software – File Formats – Image Output on Monitor and Printer.						
Unit:3	AUDIO				15 hours	
Audio: Introduction – Acoustics – Nature of Sound Waves – Fundamental Characteristics of Sound – Microphone – Amplifier – Loudspeaker – Audio Mixer – Digital Audio – Synthesizers – MIDI – Basics of Staff Notation – Sound Card – Audio Transmission – Audio File formats and CODECs – Audio Recording Systems – Audio and Multimedia – Voice Recognition and Response - Audio Processing Software.						
Unit:4	VIDEO				12 hours	
Video: Analog Video Camera – Transmission of Video Signals – Video Signal Formats – Television Broadcasting Standards – PC Video – Video File Formats and CODECs – Video Editing – Video Editing Software.						

<b>Unit:5</b>	<b>ANIMATION</b>	<b>15 hours</b>
Animation: Types of Animation – Computer Assisted Animation – Creating Movement – Principles of Animation – Some Techniques of Animation – Animation on the Web – Special Effects – Rendering Algorithms. Compression: MPEG-1 Audio – MPEG-1 Video - MPEG-2Audio – MPEG-2 Video.		
<b>Unit:6</b>	<b>Contemporary Issues</b>	<b>3 hours</b>
Expert lectures, online seminars - webinars		
	<b>Total</b>	<b>75 hours</b>
<b>Text Book(s)</b>		
1	Computer Graphics, Donald Hearn, M.Pauline Baker, 2nd edition, PHI. (UNIT-I: 3.1-3.6,4.1-4.5 & UNIT-II: 5.1-5.4,6.1-6.5)	
2	Principles of Multimedia, Ranjan Parekh, 2007, TMH. (UNIT III: 4.1-4.7,5.1-5.16 UNIT-IV: 7.1-7.3,7.8-7.14,7.18-7.20,7.22,7.24,7.26-28 UNIT-V: 9.5-9.10,9.13,9.15,10.10-10.13)	
<b>Reference Books</b>		
1	Computer Graphics, Amarendra N Sinha, Arun D Udai, TMH.	
2	Multimedia: Making it Work, Tay Vaughan, 7th edition, TMH.	
<b>Related Online Contents [MOOC, SWAYAM, NPTEL, Websites etc.]</b>		
1		
2		
3		
Course Designed By:		

Mapping with Programme Outcomes										
COs	PO1	PO2	PO3	PO4	PO5	PO6	PO7	PO8	PO9	PO10
CO1	S	S	S	M	S	M	S	S	S	M
CO2	S	S	S	M	S	M	M	M	S	M
CO3	S	M	M	M	S	M	M	M	S	M
CO4	S	S	S	M	S	M	M	M	S	M
CO5	S	S	S	M	S	M	S	S	S	M

\*S-Strong; M-Medium; L-Low

Course code		Project Work Lab	L	T	P	C
Core/Elective/Supportive		Core Lab: IX	0	0	5	4
Pre-requisite		Students should have the strong knowledge in any one of the programming languages in this course.	Syllabus Version		2025-26 Onwards	
Course Objectives:						
The main objectives of this course are to: 1. To understand and select the task based on their core skills. 2. To get the knowledge about analytical skill for solving the selected task. 3. To get confidence for implementing the task and solving the real time problems. 4. Express technical and behavioral ideas and thought in oral settings. 5. Prepare and conduct oral presentations						
Expected Course Outcomes:						
On the successful completion of the course, student will be able to:						
1	Formulate a real world problem and develop its requirements develop a design solution for a set of requirements.					K3
2	Test and validate the conformance of the developed prototype against the original requirements of the problem.					K5
3	Work as a responsible member and possibly a leader of a team in developing software solutions.					K3
4	Express technical ideas, strategies and methodologies in written form. Self-learn new tools, algorithms and techniques that contribute to the software solution of the project.					K1-K4
5	Generate alternative solutions, compare them and select the optimum one.					K6
K1 - Remember; K2 - Understand; K3 - Apply; K4 - Analyze; K5 - Evaluate; K6 - Create						
AIM OF THE PROJECT WORK						
1. The aim of the project work is to acquire practical knowledge on the implementation of the programming concepts studied. 2. Each student should carry out individually one project work and it may be a work using the software packages that they have learned or the implementation of concepts from the papers studied or implementation of any innovative idea focusing on application oriented concepts. 3. The project work should be compulsorily done in the college only under the supervision of the department staff concerned. 4. The project work with 2 new modules to be designed, implemented and it should be completed.						
Viva Voce						
1. Viva-Voce will be conducted at the end of the year by both Internal (Respective Guides) and External Examiners, after duly verifying the Annexure Report available in the College, for a total of 100 marks at the last day of the practical session. 2. Out of 100 marks, 60 marks for project report, 20 marks for presentation and 20 marks for Viva Voce.						


**Project Report Format**

**PROJECT WORK**  
**TITLE OF THE PROJECT**

Bonafide Work Done  
by STUDENT NAME  
REG. NO.

Project Report submitted in partial fulfillment of the requirements for the award of  
<Name of the Degree>  
of Bharathiar University, Coimbatore-46.

Signature of the Guide



Signature of the HOD

Submitted for the Viva-Voce Examination held on \_\_\_\_\_

Internal Examiner

External Examiner

Month – Year



## CONTENTS

Front Page

Certificate

Declaration

Acknowledgement

Contents

Abstract

### Chapter I Introduction

1.1 An Overview

1.2 Objectives of the project

1.3 Organization project

1.4 Scope of the system

### Chapter II System Analysis

2.1 Hardware Specification

2.1.1 About System Configuration

2.2 Software Specification

2.2.1 About Programming Language

2.3 Existing System (Minimum 1 page per module)

3.1.1 Module 1

3.1.2 Module 2

3.1.3 Module 3

2.4 Proposed System (Minimum 1 page per module)

3.1.1 Module 1

3.1.2 Module 2

3.1.3 Module 3

### Chapter III System Development

3.1 Description of Modules

3.1.1 Module 1

3.1.2 Module 2

3.1.3 Module 3

3.2 Data Flow Diagram

3.2.1 DFD Module 1

3.2.2 DFD Module 2

3.2.3 DFD Module 3

3.2.4 DFD integration with all module if applicable

3.3 Input Design



3.3.1 Sample Input
3.4 Output Design
3.4.1 Sample Output
3.4.2 Screens and Reports
3.5 Data Base Design
3.5.1 Table Design
3.6 Source Code
3.6.1 Sample Code
<b>Chapter IV System Testing and Implementation</b>
4.1 System Testing
4.2 System Implementation
<b>Chapter V Conclusion</b>
5.1 Conclusion
5.2 Scope for the Future
<b>Bibliography</b>
Course Designed By:

Mapping with Programme Outcomes										
COs	PO1	PO2	PO3	PO4	PO5	PO6	PO7	PO8	PO9	PO10
CO1										
CO2										
CO3										
CO4										
CO5										


\*S-Strong; M-Medium; L-Low

Course code		Programming Lab – Multimedia	L	T	P	C
Core/Elective/Supportive	Core Lab : VIII		0	0	5	2
Pre-requisite	Students should have the basic knowledge graphics and multimedia applications.		Syllabus Version		2025-26 Onwards	
Course Objectives:						
The main objectives of this course are to:						
1. To learn the basic principles of 2-dimensional computer graphics.						
2. Provide an understanding of how to scan convert the basic geometrical primitives, how to transform the shapes to fit them as per the picture definition.						
3. Provide an understanding of mapping from a world coordinates to device coordinates, clipping and projections.						
4. To be able to discuss the application of computer graphics concepts in the development of computer games, information visualization and business applications.						
5. To comprehend and analyse the fundamentals of animation, virtual reality, underlying technologies, principles and applications.						
Expected Course Outcomes:						
On the successful completion of the course, student will be able to:						
1	Understand the basic concepts of computer graphics.					K1
2	Design scan conversion problems using C and C++ programming.					K2
3	Apply clipping and filling techniques for modifying an object.					K3
4	Understand the concepts of different type of geometric transformation of objects in 2D.					K4
5	Understand and develop the practical implementation of modeling, rendering, viewing of objects in 2D					K6
K1 - Remember; K2 - Understand; K3 - Apply; K4 - Analyze; K5 - Evaluate; K6 - Create						
Programs						
1. Create Sun Flower using Photoshop.						
2. Animate Plane flying in the Clouds using Photoshop.						
3. Create Plastic Surgery for the Nose using Photoshop.						
4. Create See-through text using Photoshop.						
5. Create a Web Page using Photoshop.						
6. Convert Black and White Photo to Color Photo using Photoshop.						
7. Draw a landscape using multiple Layers.						
8. Paint a scenery of a park using different tools of Photoshop						
9. Pick any picture of a magazine cover page make changes using selection tool.						
10.Design a poster for an event and show the difference in resolution and quality for Print and Web.						

<b>Text Book(s)</b>	
1	
<b>Reference Books</b>	
1	
<b>Related Online Contents [MOOC, SWAYAM, NPTEL, Websites etc.]</b>	
1	
2	
3	
Course Designed By:	

<b>Mapping with Programme Outcomes</b>										
COs	PO1	PO2	PO3	PO4	PO5	PO6	PO7	PO8	PO9	PO10
CO1	S	M	M	M	S	M	L	L	M	L
CO3	S	S	S	M	M	M	M	M	M	L
CO3	S	S	S	M	S	M	M	M	M	L
CO4	S	S	S	S	S	M	M	M	M	M
CO5	S	S	S	S	S	M	S	S	S	M

\*S-Strong; M-Medium; L-Low



Course Code		Artificial Intelligence	L	T	P	C
Core/Elective/Supportive		Elective - II	6	0	0	3
Pre- requisite			Syllabus version			2025-26 Onwards
Course Objectives						
1. To identify and understand the basics of AI and its search. 2. To identify and understand the basics of AI and its search. 3. To study about the Fuzzy logic systems. 4. Understand and apply the concepts of Neural Network and its functions. 5. Understand the concepts of Artificial Neural Network 6. To study about the Genetic Algorithm						
Course Outcomes						
1	Describe the fundamentals of artificial intelligence concepts and searching techniques.					K2
2	Develop the fuzzy logic sets and membership function and defuzzification techniques.					K1-K2
3	Understand the concepts of Neural Network and analyze and apply the learning techniques					K4,K6
4	Understand the artificial neural networks and its applications.					K4-K6
5	Understand the concept of Genetic Algorithm and Analyze the optimization problems using GAs.					K3
K1–Remember K2 –Understand K3– Apply K4 –Analyze K5–Evaluate K6 -Create						
Unit I	Introduction					18 hours
Introduction: AI Problems – AI techniques – Criteria for success. Problems, Problem Spaces, Search: State space search – Production Systems – Problem Characteristics – Issues in design of Search.						
Unit II	Heuristic Search Techniques					18 hours
Heuristic Search techniques: Generate and Test – Hill Climbing – Best-Fist,Problem Reduction, Constraint Satisfaction, Means-end analysis.						
Unit III	Knowledge Representation					18 hours
Knowledge representation issues: Representations and mappings – Approaches to Knowledge representations – Issues in Knowledge representations – Frame Problem						
Unit IV	Predicate Logic					18 hours
Using Predicate Logic: Representing simple facts in logic – Representing Instance and is a relationships – Computable functions and predicates – Resolution – Natural deduction.						
Unit V	Knowledge Using Rules					16 hours
Representing knowledge using rules: Procedural Vs Declarative knowledge –Logic programming – Forward Vs Backward reasoning – Matching – Control knowledge. Brief explanation of Expert Systems-Definition- Characteristics-architecture- Knowledge Engineering- Expert System Life Cycle-Knowledge Acquisition Strategies- Expert System Tools.						
Unit VI	Contemporary Issues					2 hours
Webinar/Seminar/Guest Lectures						
Total Lecture Hours						90 hours
TextBook(s)						
1. Artificial Intelligence, Elaine Rich and Kelvin Knight, TMH, 2nd Edn, 1991.(chapters 1-6 ).						
Reference Book(s)						
1. Artificial Intelligence A Modern Approach, Stuart Russell & Peter Norvig, 2nd Edition Perason. 2. Artificial Intelligence, George F Luger, 4th Edition, Pearson, 2002. 3. Foundations of Artificial Intelligent and Expert Systems, V S Janaki Raman, K Sarukesi, P Gopalakrishnan, MacMillan India limited.						

Related Online Contents(MOOC, SWAYAM, NPTEL, Websites etc)		
1		
2		
Course Designed by :		

	PO1	PO2	PO3	PO4	PO5	PO6	PO7	PO8	PO9	PO10
CO1	S	S	M	M	M	S	M	S	M	M
CO2	S	S	M	M	M	S	M	S	M	M
CO3	S	M	M	M	M	S	M	S	M	M
CO4	S	S	M	M	M	S	M	S	M	M
CO5	S	S	M	S	M	S	M	S	M	M

\*S-Strong;M-Medium;L-Low

Course code	BUSINESS INTELLIGENCE		L	T	P	C
Core/Elective/Supportive	Elective - II		6	0	0	3
Pre-requisite	Basic knowledge in data, data base and information		Syllabus Version		2025-26 Onwards	
<b>Course Objectives:</b>						
The main objectives of this course are to: 3. To enable the students to learn business intelligence concepts, data warehouses, data mining techniques for CRM. 4. To learn about text mining and web mining and its applications.						
<b>Expected Course Outcomes:</b>						
On the successful completion of the course, student will be able to:						
1	Understand the basics of business intelligence, business decisions, data warehouses and its architecture, KDD process.					K2
2	Understand the applications of data mining in business, data mining techniques for CRM, text mining and web mining.					K2,K3
3	Knowledge in business intelligence, application in various domains and best practices.					K3
4	Understand the knowledge management, its architecture, approaches and tools.					K3
5	Knowledge in Web analytics and business intelligence, eCRM and case studies in web analytics.					K4
K1 - Remember; K2 - Understand; K3 - Apply; K4 - Analyze; K5 - Evaluate; K6 - Create						
<b>Unit:1</b>						
<b>INTRODUCTION TO BUSINESS INTELLIGENCE</b>			<b>18 hours</b>			
Introduction to business intelligence and business decisions – Data warehouses and its role in Business Intelligence – Creating a corporate data warehouse – Data Warehousing architecture – OLAP vs. OLTP - ETL process – Tools for Data Warehousing – Data Mining – KDD Process						
<b>Unit:2</b>						
<b>APPLICATIONS</b>			<b>18 hours</b>			
Applications of Data Mining in Business – Data Mining Techniques for CRM – Text Mining in BI - Web Mining – Mining e-commerce data – Enterprise Information Management - Executive Information Systems						
<b>Unit:3</b>						
<b>BUSINESS INTELLIGENCE</b>			<b>18 hours</b>			
Business Intelligence – Function, Process, Services & Tools - Application in different domains – Operational BI - Customizing BI – Managing BI projects vs. Traditional IS projects – Managing BI projects – Best Practices in BI Strategy						
<b>Unit:4</b>						
<b>KNOWLEDGE MANAGEMENT</b>			<b>18 hours</b>			
Knowledge Management – Definition – Data Vs. Information Vs. Knowledge – The ten key principle of KM – Knowledge Management Architecture – Knowledge Management Vs. Knowledge Processing – KM approaches – KM Tools – KM Infrastructure – KM models - KM Strategies						
<b>Unit:5</b>						
<b>ANALYTICS</b>			<b>15 hours</b>			
Web Analytics and Business Intelligence – eCRM - Case Study: Web Trends – Boeing – EverBank – China Eastern						



<b>Unit:6</b>		<b>Contemporary Issues</b>		<b>3 hours</b>	
Expert lectures, online seminars - webinars					
		<b>Total Lecture hours</b>		<b>90 hours</b>	
<b>Text Book(s)</b>					
1	Business Intelligence in the Digital Economy - Opportunities, Limitations and Risks, M.Raisinghani, Idea Group Publications, 2004				
2	Introduction to Data Mining and its Applications, Sumathy, Sivanandam, Springer Verlag, 2006				
<b>Reference Books</b>					
1	Knowledge Management and Business Innovation, Yogesh Malhotra, Idea Group, 2001				
<b>Related Online Contents [MOOC, SWAYAM, NPTEL, Websites etc.]</b>					
1					
2					
3					
Course Designed By:					

<b>Mapping with Programme Outcomes</b>										
COs	PO1	PO2	PO3	PO4	PO5	PO6	PO7	PO8	PO9	PO10
CO1	L	M	M	S	L	S	S	S	M	M
CO2	M	L	L	M	M	M	S	S	S	S
CO3	L	M	S	L	S	S	L	M	M	M
CO4	M	S	M	M	M	S	M	M	M	M
CO5	S	M	S	S	S	S	M	M	S	S

\*S-Strong; M-Medium; L-Low

Course Code		Computational Intelligence	L	T	P	C
Core/Elective/Supportive		Elective - II	6	0	0	3
Pre- requisite			Syllabus version		2025-26 Onwards	
Course Objectives						
1. To identify and understand the basics of AI and its search. 2. To study about the Fuzzy logic systems. 3. Understand and apply the concepts of Neural Network and its functions. 4. Understand the concepts of Artificial Neural Network 5. To study about the Genetic Algorithm						
Course Outcomes						
1	Describe the fundamentals of artificial intelligence concepts and searching techniques.					K2
2	Develop the fuzzy logic sets and membership function and defuzzification techniques.					K1-K2
3	Understand the concepts of Neural Network and analyze and apply the learning techniques					K4,K6
4	Understand the artificial neural networks and its applications.					K4-K6
5	Understand the concept of Genetic Algorithm and Analyze the optimization problems using GAs.					K3
K1–Remember K2 –Understand K3– Apply K4 –Analyze K5–Evaluate K6 -Create						
Unit I	AI					18 hours
Introduction to AI: Problem formulation – AI Applications – Problems – State Space and Search – Production Systems – Breadth First and Depth First – Travelling Salesman Problem – Heuristic search techniques: Generate and Test – Types of Hill Climbing.						
Unit II	Fuzzy Logic Systems					18 hours
Fuzzy Logic Systems: Notion of fuzziness – Operations on fuzzy sets – T-norms and other aggregation operators – Basics of Approximate Reasoning – Compositional Rule of Inference – Fuzzy Rule Based Systems – Schemes of Fuzzification – Inferencing – Defuzzification – Fuzzy Clustering – fuzzy rule-based classifier.						
Unit III	Neural Networks					18 hours
Neural Networks: What is Neural Network, Learning rules and various activation functions, Single layer Perceptions, Back Propagation networks, Architecture of Backpropagation (BP) Networks, Back propagation Learning, Variation of Standard Back propagation Neural Network, Introduction to Associative Memory, Adaptive Resonance theory and Self-Organizing Map, Recent Applications						
Unit IV	Artificial Neural Networks					18 hours
Artificial Neural Networks: Fundamental Concepts – Basic Models of Artificial Neural Networks – Important Terminologies of ANNs – McCulloch-Pitts Neuron – Linear Separability – Hebb Network.						
Unit V	Genetic Algorithm					16 hours
Genetic Algorithm: Introduction – Biological Background – Genetic Algorithm Vs Traditional Algorithm – Basic Terminologies in Genetic Algorithm – Simple GA – General Genetic Algorithm – Operators in Genetic Algorithm						
Unit VI	Contemporary Issues					2 hours
Webinar/Seminar/Guest Lectures						
Total Lecture Hours					90 hours	

<b>TextBook(s)</b>	
1.S.N. Sivanandam and S.N. Deepa, —Principles of Soft Computing, 2nd Edition, Wiley India Pvt. Ltd. 2.Stuart Russell and Peter Norvig, —Artificial Intelligence - A Modern Approach, 2nd Edition, Pearson Education in Asia. 3.S. Rajasekaran, G. A. Vijayalakshmi, —Neural Networks, Fuzzy Logic and Genetic Algorithms: Synthesis & Applications, PHI.	
<b>Reference Book(s)</b>	
1.F. Martin, Mc neill, and Ellen Thro, —Fuzzy Logic: A Practical approach, AP Professional, 2000. Chin Teng Lin, C. S. George Lee, Neuro-Fuzzy Systems, PHI 2.Chin Teng Lin, C. S. George Lee, Neuro-Fuzzy Systems, PHI.	
<b>Related Online Contents(MOOC, SWAYAM, NPTEL, Websites etc)</b>	
1	<a href="https://www.javatpoint.com/artificial-intelligence-tutorial">https://www.javatpoint.com/artificial-intelligence-tutorial</a>
2	<a href="https://www.w3schools.com/ai/">https://www.w3schools.com/ai/</a>
<b>Course Designed by :</b>	

	PO1	PO2	PO3	PO4	PO5	PO6	PO7	PO8	PO9	PO10
CO1	S									
CO2	M	S								
CO3				S		S				
CO4				S	S	M				
CO5			S					S		S

\*S-Strong;M-Medium;L-Low



Course code		MIDDLEWARE TECHNOLOGIES	L	T	P	C
Core/Elective/Supportive		Elective : III	6	0	0	3
Pre-requisite		Basic knowledge on client, server and web application	Syllabus Version		2025-26 Onwards	
Course Objectives:						
The main objectives of this course are to: 1. To understand the concept of client server architectures 2. To enable the students to learn presentation and data management services. 3. To learn the concept of EJB, ASP.NET architecture and ADO.NET.						
Expected Course Outcomes:						
On the successful completion of the course, student will be able to:						
1	Understand the client server architecture, J2EE architecture, DOTNET architecture and MVC architecture.					K2
2	Understand the presentation services JSP and interaction services RMI, CORBA, XML, JAXP, JMS and data management services JDBC.					K2
3	Understand the component model EJB and obtain knowledge on entity bean and message driven bean.					K3
4	Understand the ASP.NET architecture, web server controls, rich web controls and validation controls, Analyse security management in ASP.NET.					K2-K4
5	Knowledge on ADO.NET with ASP.NET for creating web based data centric applications. Also understand web services.					K2-K4
K1 - Remember; K2 - Understand; K3 - Apply; K4 - Analyze; K5 - Evaluate; K6 – Create						
Unit:1						
		CLIENT-SERVER ARCHITECTURE	18 hours			
Client-Server architecture: 2-tier model – 3-tier model – n-tier model – J2EE architecture – DOTNET architecture – MVC architecture						
Unit:2						
		PRESENTATION SERVICES	18 hours			
Presentation services: Servlets – JSP – Interaction services: RMI – CORBA – XML – JAXP - JMS – Data Management services: JDBC						
Unit:3						
		COMPONENT MODEL	18 hours			
Component model: EJB: Session Beans: Stateless and Stateful – Entity Beans – CMP and BMP - Message Driven Beans						
Unit:4						
		ASP.NET	18 hours			
ASP.NET : Introduction – architecture – ASP.NET Runtime – Internet Information Services – Visual Web Developer Web Server – ASP.NET Parser – Assembly – Page class. Web Server Controls – HTML Controls – AdRotator and Calendar controls – Validation Controls – Security Management.						
Unit:5						
		ASP.NET and ADO.NET	18 hours			
ASP.NET and ADO.NET: System.Data.SqlClient and Xml namespaces – Provider objects and Consumer objects – Disconnected data access – GridView FormView. Web Services: Provider –						

WSDL – UDDI – SOAP – HTTP – Developing simple web services – Connecting a Web Service to a data source – Developing ASP.NET Clients for Web Services.		
	<b>Total Lecture hours</b>	<b>90 hours</b>
<b>Text Book(s)</b>		
1	Justin Couch and Daniel H Steinberg, "J2EE bible", Willey India Pvt. Ltd, New Delhi, 2002.	
2	MridulaParihar et al., ASP.NET Bible,2002 Edition, Hungry Minds Inc, New York, USA. 5.	
3	Bill Evjen, Hanselman, Muhammad, Sivakumar& Rader, Professional ASP.NET 2.0, 2006 Edition, Wiley India(p) Ltd.	
<b>Reference Books</b>		
1	Paul Tremblett, "Instant Enterprise Java Beans", TMH Publishing company, New Delhi, 2001.	
<b>Related Online Contents [MOOC, SWAYAM, NPTEL, Websites etc.]</b>		
1		
2		
3		
Course Designed By:		

<b>Mapping with Programme Outcomes</b>										
COs	PO1	PO2	PO3	PO4	PO5	PO6	PO7	PO8	PO9	PO10
CO1	S	S	S	L	S	M	L	M	S	S
CO2	S	M	S	L	S	M	L	M	S	S
CO3	S	S	S	L	S	M	L	M	M	S
CO4	S	S	S	L	S	M	L	M	M	S
CO5	S	S	S	L	S	M	L	M	M	S

\*S-Strong; M-Medium; L-Low

<b>Course code</b>		<b>CLOUD COMPUTING</b>	<b>L</b>	<b>T</b>	<b>P</b>	<b>C</b>
<b>Core/Elective/Supportive</b>		<b>Elective</b>	<b>6</b>	<b>0</b>	<b>0</b>	<b>3</b>
<b>Pre-requisite</b>		Basics of Cloud & Its Applications	<b>Syllabus</b>	<b>2025-26 Onwards</b>		
<b>Course Objectives:</b>						
The main objectives of this course are to:						
1. Gain knowledge on cloud computing, cloud services, architectures and applications.						
2. Enable the students to learn the basics of cloud computing with real-time usage.						
<b>Expected Course Outcomes:</b>						
On the successful completion of the course, student will be able to:						
1	Understand the concepts of Cloud and its services, pros and cons					K1,K2
2	Collaborate Cloud for Event & Project Management and day to day applications					K3
3	Collaborate on Corporation & Schedules and task management					K2,K3
4	Analyze on cloud in– Word Processing, Spread Sheets, Presentations Analyze cloud in social networks					K2,K4
5	Explore Web-Based Communication Tools, collaborating via blogs and wikis					K5
<b>K1-Remember; K2-Understand; K3-Apply;K4-Analyze;K5 -Evaluate; K6 -Create</b>						
<b>Unit: I</b>	<b>Introduction</b>					<b>15</b>
Understanding Cloud Computing: An introduction to Cloud Computing, History, Working of Cloud Computing, Companies in the Cloud, pros and cons, benefits. Developing Cloud services: Pros and Cons of Cloud Service Development, Types of Cloud Service Development, Discovering Cloud Services Development Services and Tools.						
<b>Unit: II</b>	<b>Cloud Computing for Every One</b>					<b>15</b>
Cloud Computing for the Family: Centralizing email communications, centralizing email communications, collaborating on schedules, Grocery lists, To-Do lists, Budgets, contact lists projects and sharing family photos. Cloud Computing for the Community: Communicating Across the Community, Collaborating on Schedules, Collaborating on Group Projects and Events.						
<b>Unit: III</b>	<b>Cloud Services for Corporates</b>					<b>15</b>
Cloud Computing for the Corporation: Collaborating on Reports, Marketing Materials, Expense Reports, Budgets, Financial Statements, Presentations, presenting on the Road Collaborating on calendars. Schedules and task management: Exploring Online Calendar Applications, exploring on line scheduling, planning and Task Management.						
<b>Unit: IV</b>	<b>Cloud Services Applications</b>					<b>15</b>
Collaborating on event management: Understanding Event Management Applications, Exploring Event Management Applications. Collaborating on word processing: Working of web-based word processing, exploring web based word processors. Collaborating on spreadsheets: Working of web-based Spreadsheets, exploring web based spreadsheets. Collaborating on presentations: preparing presentation online, Evaluating web-based presentation applications.						

<b>Unit: V</b>	<b>Cloud Computing Communication</b>	<b>13</b>
Collaborating via Web-Based Communication Tools: Evaluating web mail services, Evaluating instant messaging services, Evaluating web conference tools. Collaborating via Social Networks and Groupware: Creating groups on social networks, Evaluating online groupware, collaborating via blogs and wikis: Evaluating Blogs for collaboration, Evaluating Wikis for collaboration.		
<b>Unit: VI</b>	<b>Contemporary Issues</b>	<b>2</b>
Expert lectures, online seminars –webinars		
	<b>Total Lecture hours</b>	<b>75 Hours</b>
<b>TextBooks</b>		
1	MichaelMiller,“Cloud Computing”,PearsonEducation,NewDelhi,2009.	
<b>ReferenceBooks</b>		
1	AnthonyT.Velte,“CloudComputing:APracticalApproach”,1stEdition,TataMcGrawHill Education Private Limited, 2009.	
<b>RelatedOnlineContents[MOOC,SWAYAM,NPTEL,Websitesetc.]</b>		
1	<a href="https://nptel.ac.in/courses/106/105/106105167/">https://nptel.ac.in/courses/106/105/106105167/</a>	
2	<a href="https://www.tutorialspoint.com/cloud_computing/index.html">https://www.tutorialspoint.com/cloud_computing/index.html</a>	
3	<a href="https://www.javatpoint.com/cloud-computing-tutorial">https://www.javatpoint.com/cloud-computing-tutorial</a>	
Course Designed By:		

**Mapping with Programme Outcomes:**

	PO1	PO2	PO3	PO4	PO5	PO6	PO7	PO8	PO9	PO10
<b>CO1</b>	<b>S</b>	<b>S</b>	<b>S</b>	<b>S</b>	<b>S</b>	<b>M</b>	<b>M</b>	<b>M</b>	<b>M</b>	<b>M</b>
<b>CO2</b>	<b>S</b>	<b>S</b>	<b>S</b>	<b>S</b>	<b>S</b>	<b>M</b>	<b>M</b>	<b>M</b>	<b>M</b>	<b>M</b>
<b>CO3</b>	<b>S</b>	<b>S</b>	<b>S</b>	<b>S</b>	<b>S</b>	<b>M</b>	<b>M</b>	<b>M</b>	<b>M</b>	<b>M</b>
<b>CO4</b>	<b>S</b>	<b>S</b>	<b>M</b>	<b>M</b>	<b>M</b>	<b>M</b>	<b>M</b>	<b>M</b>	<b>M</b>	<b>M</b>

\*S-Strong; M-Medium; L-Low



Course Code		Ethical Hacking	L	T	P	C
Core/elective/Supportive		Elective : III	6	0	0	3
Pre - requisite		None	Syllabus Version		2025-26 onwards	
Course Objectives						
<input type="checkbox"/> To introduce the concepts of security and various kinds of attacks <input type="checkbox"/> To explain about system hacking and penetration testing						
<b>Expected Course Outcomes</b>						
1	Explain the importance of security and various types of attacks					K2
2	Understand the concepts of scanning and system hacking					K2
3	Explain about penetration testing and its methodology					K2
4	Identify the various programming languages used by security professional					K4
<b>K1 – Remember K2 – Understand K3 – apply K4- Analyze K5 – evaluate K6- Create</b>						
<b>UNIT I</b>	<b>Introduction To Hacking</b>					<b>18</b>
Introduction to Hacking – Importance of Security – Elements of Security – Phases of an Attack – Types of Hacker Attacks – Hacktivism – Vulnerability Research – Introduction to Foot printing – Information Gathering Methodology – Foot printing Tools – WHOIS Tools – DNS Information Tools– Locating the Network Range – Meta Search Engines						
<b>UNIT II</b>	<b>Scanning And Enumeration</b>					<b>18</b>
Introduction to Scanning – Objectives – Scanning Methodology – Tools – Introduction to Enumeration – Enumeration Techniques – Enumeration Procedure – Tools						
<b>UNIT III</b>	<b>System Hacking</b>					<b>18</b>
Introduction – Cracking Passwords – Password Cracking Websites – Password Guessing – Password Cracking Tools – Password Cracking Countermeasures – Escalating Privileges – Executing Applications – Key loggers and Spyware						
<b>UNIT IV</b>	<b>Programming For Security Professionals</b>					<b>18</b>
Programming Fundamentals – C language – HTML – Perl – Windows OS Vulnerabilities – Tools for Identifying Vulnerabilities –Countermeasures–Linux OS Vulnerabilities–Tools for Identifying Vulnerabilities – Countermeasures						
<b>UNIT V</b>	<b>Penetration Testing</b>					<b>18</b>
Introduction – Security Assessments – Types of Penetration Testing- Phases of Penetration Testing– Tools – Choosing Different Types of Pen-Test Tools – Penetration Testing Tools						
<b>Total Lecture Hours</b>						<b>90 Hours</b>

<b>Text Book(s)</b>	
1	EC-Council, “Ethical Hacking and Countermeasures: Attack Phases”, Cengage Learning,2010.
2	Jon Erickson, “Hacking, 2nd Edition: The Art of Exploitation”, No Starch Press Inc., 2008.
3	Michael T. Simpson, Kent Backman, James E. Corley, “Hands-On Ethical Hacking and Network Defense”, Cengage Learning, 2013.
<b>Reference Book(s)</b>	
1	Patrick Engebretson, “The Basics of Hacking and Penetration Testing – Ethical Hacking and Penetration Testing Made Easy”, Second Edition, Elsevier, 2013.
2	Rafay Boloch, “Ethical Hacking and Penetration Testing Guide”, CRC Press, 2014
<b>Related Online Contents (MOOC, SWAYAM, NPTEL, Websites etc)</b>	
1	<a href="https://onlinecourses.swayam2.ac.in/aic20_sp06/preview">https://onlinecourses.swayam2.ac.in/aic20_sp06/preview</a>
2	<a href="https://onlinecourses.swayam2.ac.in/arp19_ap79/preview">https://onlinecourses.swayam2.ac.in/arp19_ap79/preview</a>
<b>Course Designed by :</b>	

	PO1	PO2	PO3	PO4	PO5	PO6	PO7	PO8	PO9	PO10
CO1	L	L	L	L	L	L	L	L	L	L
CO2	M	L	L	L	L	L	L	L	L	L
CO3	S	M	L	L	L	L	L	L	L	L
CO4	S	M	L	L	L	L	L	L	L	L

\*S-Strong; M-Medium; L-Low

Course Code		Data Analytics Lab	L	T	P	C
Core/Elective/Skill		Skill Based Subject Programming Lab – II	0	0	3	2
Pre - requisite		None	Syllabus version		2025-26 Onwards	
Course Objectives						
1. Understand the Programming Language. 2. To prepare data for data analysis through understanding its distribution. 3. Exposure on data processing using excel 4. To acquire knowledge in plotting using visualization tools. 5. To understand and implement classification and regression model.						
Course Outcomes						
1	Understand the basic concepts and techniques of Machine Learning.					K2
2	Explain the regression methods, classification methods, clustering methods.					K1
3	Apply the inference and learning algorithms for the hidden Markov model.					K3
4	Demonstrate Dimensionality reduction Techniques					K4
5	Appreciate the underlying mathematical relationships within and across Machine Learning algorithms and the paradigms of supervised and un-supervised learning.					K5
K1 – Remember K2 – Understand K3 – Apply K4- Analyze K5 – Evaluate K6- Create						
List of Programs						
1. Study of Basic function and formulas in Excel. 2. Working with Range Names and Tables. 3. Cleaning Data with Text Functions. 4. Cleaning Data containing Data Values. 5. Working with VLOOKUP functions and Pivot Table. 6. Demonstration of Data Visualization in Excel. 7. Importing Data from External Source Using Excel. 8. Creating a data model for industry application. 9. Create a dashboard for a given requirement. 10. Implement a data analytics for the real time data set.						
Total Lecture Hours					90 Hours	
Text Book(s)						
Reference Book(s)						
Related Online Contents (MOOC, SWAYAM,NPTEL, Websites etc)						
Course Designed by :						

	PO1	PO2	PO3	PO4	PO5	PO6	PO7	PO8	PO9	PO10
CO1	S	M	L	L	L	L	L	L	L	L
CO2	S	M	M	L	L	L	L	L	L	L
CO3	S	M	M	L	L	L	L	L	L	L
CO4	S	S	S	L	L	L	L	L	L	L
CO5	S	S	S	L	L	L	L	L	L	L

\*S-Strong; M-Medium; L-Low



# Annexure

## **B.Sc. INFORMATION TECHNOLOGY**

### **Syllabus (With effect from 2025 -2026)**

Program Code : 26J

DEPARTMENT OF INFORMATION TECHNOLOGY



**Bharathiar University**  
(A State University, Accredited with “A” Grade by NAAC and  
13<sup>th</sup> Rank among Indian Universities by MHRD-NIRF)  
**Coimbatore 641 046, INDIA**

**BHARATHIAR UNIVERSITY:: COIMBATORE 641046**  
**DEPARTMENT OF INFORMATION TECHNOLOGY**

**MISSION**

- ✓ To develop IT professionals with ethical and human values.
- ✓ To organize, connect, create and communicate mathematical ideas effectively, through industry 4.0.
- ✓ To provide a learning environment to enhance innovations, problem solving abilities, leadership potentials, team-spirit and moral tasks.
- ✓ To nurture the research values in the developing areas of Computer Science and interdisciplinary fields.
- ✓ Promote inter-disciplinary research among the faculty and the students to create state of art research facilities.
- ✓ To promote quality and ethics among the students.
- ✓ Motivate the students to acquire entrepreneurial skills to become global leaders.

